

# THE FLAGS OF NAVA



A review of the flags of the North American Vexillological Association-  
Association nord-américaine de vexillologie on the occasion of its 50th anniversary

## User Guide to The Flags of NAVA

Photos are of “The NAVA Flag Collection,” which consists of large indoor manufactured flags of

- NAVA, FLAV, United States & Canada
- officers
- Whitney Smith flag
- meeting flags

Text below photos of manufactured flags consists of **quoted** material from original sources

- from old NAVA *News* articles, meeting minutes, annual meeting programs, etc.
- is not consistent in style because it is quoted material
- [brackets] indicate editorial changes to original quoted material
- ellipsis (. . .) indicates omission of portion of original quoted material
- “Notes” are new material written for this issue
- measurements & ratios in quoted material are to ideal (designed) flag, **not** to photographed real (manufactured) flag

Measurements & ratios under “FLAG SPECIFICATIONS” are to real (manufactured) flag and usually differ from ideal (designed) flag

Citations include information about

- original flag drawing, description, designer, and any selection process
- photograph of flag in NAVA *News*
- descriptions of annual meeting date, location, venue, and hosts
- AM = annual meeting
- NN = NAVA *News*

Digital version with hyperlinks to citations is available at:

[http://nava.org/digital-library/frq/FRQ\\_011\\_2016.pdf](http://nava.org/digital-library/frq/FRQ_011_2016.pdf)

DECEMBER / DÉCEMBRE 2016 No. 11

A research publication of the North American  
Vexillological Association / Une publication  
de recherche de l'Association nord-améric-  
aine de vexillologie

γνώθι σεαυτόν

# Studying the Flags of NAVA

## Part 1: The NAVA Flag Collection

Charles A. Spain

### TABLE OF CONTENTS / TABLE DES MATIÈRES Page

Charles Spain: Studying the Flags of NAVA	1
Editor's Note / Note de la rédaction	2
Scot Guenter: In the Footsteps of the Founder	3
Dedication: Whitney Smith 1949–2016	5
Whitney Smith: The Real and the Ideal in Vexillology	6
NAVA, FIAV, U.S. & Canada Flags	19
Officer Flags & Whitney Smith Flag	30
Meeting Flags	38
Contributors to this Issue	84

### I. Introduction

Friends and colleagues! As the Association celebrates its golden anniversary in 2017, perhaps it is a good time to consider the reason for our existence. Our articles of incorporation state:

The purpose or purposes for which the corporation is organized are:

To promote vexillology, as conceived by Dr. Whitney Smith, as the scientific study of flags, including, but not limited to, the bringing into closer cooperation any and all persons interested in any and all aspects of flags, such as their history, significance, specification, use, and manufacturing; the furthering of a strong and growing interest in flags as a serious study or an avocation; promotion of research into the origins, history, and symbolism of flags; publications on flags and vexillology; formulation of standards for flag terminology, methodology, and data recording; cooperation with other vexillological associations, agencies, and research centers, and foundations of whatever type; and representation of vexillologists of Canada and the United States on an international level.

Clearly we are here, first and foremost, to study flags.

If the beginning of the article's title is all Greek to you (it is to me), it is the aphorism inscribed in the Temple of Apollo at Delphi: "Know Thyself." As an Association we study flags.<sup>1</sup> But what do we know about our own flags?

I have reviewed 50 years of *NAVA News*, *Raven: A Journal of Vexillology*, and *Flag Research Quarterly*, as well as the available executive board and annual meeting minutes to see if the Association has ever really studied its own flags. There is a 30th anniversary compilation in *NAVA News* 30:5 (1997),<sup>2</sup> the website [www.nava.org](http://www.nava.org) has digital art and flag descriptions, and there are (usually) articles describing

*continued on page 11*





## Editor's Note / Note de la rédaction

Golden Anniversaries are a rare event in the course of human existence. Whether you are celebrating a couple who have been together for fifty years or the existence of an organization, it is special. We are currently celebrating the anniversary of the founding of the North American Vexillological Association-Association nord-américaine de vexillologie. What better way to reflect on an organization that studies flags than by looking back at the Association's flags!

Our colleague, Charles Spain has led the charge in pulling together and documenting a half century of flags for this special 2016 edition of Flag Research Quarterly. Pete Van de Putte and the staff at Dixie Flag and Banner have also laboured with Jonathan Lehmann to professionally photograph the NAVA Flag Collection in all its glorious colours.

Going through the compiled information is just fascinating from a flag as well as a historical perspective. It is amazing to see flags telling not only the story of the Association, but also the various communities in which NAVA has staged its annual meetings over the years.

Happy 50th anniversary, and a toast to our common purpose—flags!

Le Jubilé d'or est un événement rare durant la vie humaine. Que ce soit la célébration d'un couple ensemble depuis cinquante ans ou celle de l'existence d'une organisation, il s'agit d'un moment spécial. Nous célébrons présentement l'anniversaire de la fondation de la North American Vexillological Association-Association nord-américaine de vexillologie. Quelle meilleure façon aurions-nous pu trouver de réfléchir à une organisation qui étudie les drapeaux que de regarder les drapeaux de l'Association ?

Notre collègue, Charles Spain, a dirigé la tâche de rassembler et de documenter un demi-siècle de drapeaux pour cette édition spéciale 2016 de la Revue trimestrielle de recherche en vexillologie. Pete Van de Putte et le personnel de Dixie Flag and Banner ont également travaillé avec Jonathan Lehmann pour photographier professionnellement la collection des drapeaux de NAVA dans toute la gloire de ses couleurs.

Il est tout simplement fascinant de passer à travers l'information compilée d'une perspective vexillologique, ainsi que d'une perspective historique. Il est passionnant de voir des drapeaux qui racontent non seulement l'histoire de l'Association, mais aussi celle des différentes communautés au sein desquelles NAVA a organisé ses réunions annuelles au fil des ans.

Joyeux 50e anniversaire, et un portons toast à notre intérêt commun : les drapeaux !

Edward McNabb

Guest Editor / Éditeur invité

### FLAG RESEARCH QUARTERLY / REVUE TRIMESTRIELLE DE RECHERCHE EN VEXILLOLOGIE NO. 11 2016

December / Décembre 2016  
Vol. 4, Issues 1–4, fascicules 1–4

ISSN 2334-4407 (print)  
ISSN 2474-1884 (online)

A research publication of the North American Vexillological Association—Une publication de recherche de l'Association nord-américaine de vexillologie. Published quarterly / Publié quatre fois par an.

Please submit correspondence and submissions to / Veuillez envoyer toute correspondance à l'adresse suivante : Flag Research Quarterly, Post Office Box 55071 #58049, Boston, Mass. 02205-5071 USA;  
[frq@nava.org](mailto:frq@nava.org)

#### EDITORS / RÉDACTEURS

Kenneth J. Hartvigsen, Ph.D.  
Steven A. Knowlton, M.L.I.S., M.A.

#### EDITORIAL BOARD / COMITÉ DE RÉDACTION

Kenneth W. Reynolds, Ph.D.  
Chair / Directeur

Steven A. Knowlton, M.L.I.S., M.A.

John A. Lowe, M.D., FF

David B. Martucci

John M. Hartvigsen (ex officio)

#### PUBLICATIONS COMMITTEE / COMITÉ DES PUBLICATIONS

Kenneth W. Reynolds, Ph.D.

Chair / Directeur

Kenneth J. Hartvigsen Ph.D.

Anne M. Platoff, M.S., M.A., FF

John M. Hartvigsen (ex officio)

Luc V. Baronian, Ph.D. (adviser / conseiller)

#### North American Vexillological Association- Association nord-américaine de vexillologie

Founded / Fondée en 1967

John M. Hartvigsen

President / Président

James A. Croft

First Vice President / Premier vice-président

Kenneth W. Reynolds, Ph.D.

Second Vice President / Second vice-président

Cindy Williams

Secretary / Secrétaire

Christopher Bedwell

Treasurer / Trésorier

Whitney Smith+, Ph.D., LF, FF, WSF

President Emeritus / Président émérite

© 2017 North American Vexillological Association-Association nord-américaine de vexillologie. All rights reserved / Tous droits réservés. All images used by permission / Toutes les images sont utilisées avec autorisation. The opinions expressed by individual articles in this publication belong to their authors and do not necessarily represent those of the editor or the Association / Les opinions exprimées dans la présente publication n'engagent que leurs auteurs et ne sont pas nécessairement celles de l'éditeur ou de l'Association.

# In the Footsteps of the Founder: A Reflection on Studying the Flags of NAVA

Scot M. Guenter

As we head to Boston in October 2017, we mark a significant historic occasion for our Association—the fiftieth annual meeting. Fifty years of meetings! Or to put it another way, which conveys a greater sense of gravitas (to me, anyway), half a century of meetings. Such an occasion is traditionally celebrated as a golden anniversary, a time of great jubilee.

It takes on even greater importance, however, as it is also the first formal gathering of the group since the passing of the Association's Founder, Whitney Smith, on November 16, 2016, at the age of 76. This year in particular we should all pause to realize the extraordinary magnitude of Dr. Smith's accomplishments. As pointed out by Dr. Don Carleton, executive director of the Dolph Briscoe Center for American History at The University of Texas at Austin, the home to the Whitney Smith Flag Research Center Collection, "Not many people can rightfully claim to have founded a field of study, and shepherded it through to maturity as a community of scholars, publications, and enthusiasts."<sup>1</sup> Whitney Smith did this, and we should honor his memory by being diligent and thoughtful vexillologists.

In NAVA, one very appropriate way to do this would be to gather the data collection, do the research and scholarly review, and eventually document and publish engaged vexillological recording and analysis of the actual flags of the North American Vexillological Association-Association nord-américaine de vexillologie. By this I mean the physical banners representing the Association, its officers, and its annual meetings. There is an old saying Millennials might not have heard, but those over fifty might recall: The cobbler's children have no shoes. The insight from that adage is this it is high time we practice reflexively what we preach by documenting and studying more deeply these official flags of the Association.

With this issue of *Flag Research Quarterly*, the Association has dedicated the resources of an entire volume to begin ending this benign neglect. It is a fine start, and the hard work its creators put into its realization deserves our commendation and congratulation. It also offers us a wonderful example of a specific collection of flags we can use to think through all the different ways such a collection could and should be studied in vexillology . . . and then, perhaps, to get started doing such work, with this collection first and foremost, but then with any other collections in which more documentation and cultural analysis can be done around the United States and Canada, and ultimately, the world.

## Flag Design

Flags are visual symbols, with both aesthetic and emotional draws based on the cultural stance of the person viewing them. There would be no flags without flag designers (or vexillographers, to use Dr. Smith's term), so of course these individuals deserve credit and recognition, and should be included in all initial documentation regarding a flag—as should, of course, the name of the flag, the exact design specifications and details, and a visual rendering of the imagery whenever possible. These are the nuts and bolts elements, the very basics, without them we would not be able to reconstruct the flag.

For these flags of NAVA, we might also explore more deeply the process of how decisions about the flags selected to represent the annual meetings have evolved or changed over the years. Is the decision informal or formal, is it made by individual or committee? If it is a competition, who sets the rules and the procedure, how does that procedure change over the years, who gets to pick the winning entry, and how is that individual judge or group selected? Does someone ever then rework the winning selection and modify it more? If so, who, and with what authority? Do practices become normalized and traditional in choosing the flag for the annual meeting, or do they vary based on time, place, those involved, and context? Is some sort of institutionalization occurring?

## Flag Symbolology

Beyond the basic visual representation, what is the flag supposed to mean? Do we have a verified quote from the original designer telling us this? What design elements are being used that have symbolic traditions and references of their own, and what are those? Are some of these design elements recurring on a regular basis in annual meeting flags, and if so, which ones and how often? Is a subcultural collection of symbols developing within NAVA itself, growing over time as the collective body's history lengthens? Think, for examples, of variant references in annual meeting flags to the Association flag itself and to the Roman numeral for the number of the annual meeting (for additional referent symbols in the category of the Association's flag, look to the elements on the officers' flags). What about incorporation of local, regional, state/provincial, or national symbols in these annual meeting flags, depending on where and when the different annual meetings have been held?

## Further Dissemination of the Flags

For the official flags made for an annual meeting, how many are actually made? What happens to the original; what happens to any extras? Has this practice evolved or changed over time, and if so, why? Are other versions of this flag made, such as the hand-waver giveaways (usually 4" by 6"), for instance, in centerpiece displays for banquet tables, or as representations on T-shirts, or lapel pins, keychains, coffee mugs, or other paraphernalia? How many are made, and how are these distributed? What about the actual flags of the various officers? Were copies ever made of these, and if so, when did this begin and does it still continue? How and when are these flags distributed, and to whom? As for the actual flag of NAVA itself, how widespread and well recognized is this symbol in all its physical and product manifestations at this point in time, and how has its usage spread over time since its inception?

## Development of Ritual and Ceremony

What sorts of rituals and ceremonies have developed over time associated with the flags representing the annual meetings? When did opening and closing ceremonies at meetings involving these flags first begin? How have such ceremonies evolved or changed over time? How simple have they been, or how elaborate, and has the particular location or number of the meeting had any influence on changes in this regard? How have different languages been involved (or not), and what about music in the ceremony? Have opening prayers or benedictions ever been used—and again, if so, in what contexts? What about debates over appropriateness of any of these rituals or ceremonies before or after them?

Much of this information might not be found just in written records. That is why some thorough oral histories, done of veteran or continuing members who still remember the early days of the Association, could provide some knowledge in this regard for those in the future. The time to begin such projects is sooner rather than later. One possibility might be to pair some interested younger members with willing "old timers" to do some oral history collecting of data inquiry on the early

days and practices of the Association. This could tell us more about not only the flags of the Association and how significant they were or how they were used, but also of the historical *modus operandi* of NAVA itself. A potentially pleasant other outcome should such an exercise be attempted would be the awakening and/or strengthening of some flag friendships between long-term and more recent NAVA members.

## Where Do We Go?

There are a multitude of other flag collections out there, and there are thousands of different societies that hold rituals involving flags at their annual meetings. By suggesting a few of the ways we might use the hard work initiated by this documenting issue of *Flag Research Quarterly* to push on still further in flag studies involving our Association's own annual meeting and other flags, my hope is to have begun a rough outline on how further work on the flags of other associations might be expanded and developed in the future.

There is so much left to do in vexillology, and the potential from interdisciplinary probing once we gather in the data that still awaits us reinforces this. Pursuing these avenues of inquiry and research would be meaningful ways to honor not only the Association's golden anniversary, but also its Founder, Whitney Smith.

What is left for us to study when it comes to flags? So much, as Dr. Smith himself reminded us when giving us his Vexillological Classification System<sup>2</sup> or his Flag Manifestations Chart.<sup>3</sup> For now, reviewing—then studying and appreciating more deeply—the flags of NAVA in 2017 is a good place for us to start, and, in a way he would be grateful for, say thank you to Whitney for the vision and guidance that created vexillology and led us as far as he did.

## Notes

1 Don Carleton, "In Memoriam: Whitney Smith," *News and Events for Briscoe Center of American History*, The University of Texas at Austin, n.d. Web. 30 Dec. 2016.

2 Whitney Smith, "A Vexillological Classification System," *The Flag Bulletin* 21.1/92 (Jan.-Feb. 1982): 16–22.

3 Whitney Smith, "Political Symbolism," *The Flag Bulletin* 45.1/223 (Jan.-Feb. 2006): 34.

# Whitney Smith

Ph.D. LF FF WSF FFI FVAST

February 26, 1940 – November 17, 2016




Photo courtesy of Sybil Smith

This issue of *Flag Research Quarterly* was originally scheduled to be mailed in December 2016, incorporating comments received to the draft circulated at NAVA 50. But it was not to be. On November 17, 2016, Whitney Smith, the Association's founder, died in Peabody, Massachusetts, at the age of 76. So while we mourn, we also celebrate Dr. Smith's creation—organized vexillology—with a half century of flags that tell the story of the Association.

One of the significant issues with interpreting the NAVA Flag Collection is explaining the difference between the annual meeting flags as designed (the *ideal* flags) and the flags as manufactured (the *real* flags). Luckily for us, a 28-year old Dr. Smith addressed this very subject at the Second International Congress of Vexillology (Zürich 1967). With the blessings of the SSV—the Schweizerische Gesellschaft für Fahnen- und Flaggenkunde/Société Suisse de Vexillologie/Società Svizzera di Vessillologia—our sister charter member of FIAV, we are pleased to reprint

here this groundbreaking work from 1967, the year of both the Association's founding on June 3 and the first raising of the FIAV flag on September 3.

Dr. Smith was a founder, Secretary-General Emeritus, Laureate, and Fellow of FIAV, the founder of The Flag Research Center and the North American Vexillological Association-Association nord-américaine de vexillologie, editor-in-chief of *The Flag Bulletin*, the creator of the word “vexillology,” and beloved mentor and friend to so many vexillologists all over the world. He is survived by his sons Adrian and Austin of Seattle, Washington, grandson Aaron Blu of Vancouver, Washington, and sisters Sybil Smith and Lynne Hartwell of Billerica and Gloucester, Massachusetts. FIAV has lost the last of its three founders, the Association has lost its founder, and vexillology has lost its chief herald. All who knew him mourn.

A small memorial service was held on December 3, 2016 at the Winchester Unitarian Society in Winchester, Massachusetts. Vexillologists who attended were FIAV Secretary-General Charles Spain, FIAV Secretary-General Emeritus Ralph Bartlett, Flag Heritage Foundation President Kirby Baker, and James Croft.

The Smith family has conveyed Dr. Smith's request that Secretary-General Spain conduct public memorial services, which will be held in conjunction with ICV 27 in London and NAVA 51 in Boston. The Association will publish selected remarks and remembrances after NAVA 51.

The following obituaries have appeared:

“In Memoriam: Whitney Smith,” *The Flag Bulletin* 234, Nov. 17, 2017, <https://perma.cc/9CRH-WVZ8>

“Whitney Smith, Vexillologist, Died on November 17th, The World's Greatest Expert on Flags Was 76,” *The Economist*, Dec. 13, 2016, <https://perma.cc/697Y-ZHLJ>

“Whitney Smith: Vexillologist Who Dedicated His Life to Researching Flags and Coined the Name for Their Study,” *The Times* (London), Dec. 13, 2016, <https://perma.cc/67QT-QSZ6>, <https://perma.cc/68BR-MPM6>

Al Gentile, “Former Lexingtonian, Creator of Vexillology Passes Away,” *Lexington Minuteman* (Massachusetts), Nov. 29, 2016, <https://perma.cc/6LHP-GK82>

Al Gentile, “Former Winchester Resident, Creator of Vexillology Passes Away,” *The Winchester Star* (Massachusetts), Nov. 29, 2016, <https://perma.cc/G5Q5-DCMK>

William Grimes, “Whitney Smith, Whose Passion for Flags Became a Career, Dies at 76,” *The New York Times*, Nov. 22, 2016, <https://perma.cc/GKX6-KDPU>

Bryan Marquard, “Whitney Smith, 76; Coined Term for Scholarly Study of Flags,” *The Boston Globe*, Nov. 29, 2016, <https://perma.cc/P58D-2A9Y>

The Senate of the State of Texas, Proclamation No. 976: In Memory of Whitney Smith Jr., <https://perma.cc/JZ2E-6U7T>

As discussed on page 5, this 1967 article by Dr. Smith addresses the difference between the flag as designed (the *ideal* flag) and the flag as manufactured (the *real* flag). It was originally printed in *The Proceedings of the Second International Congress of Vexillology: Recueil du II<sup>e</sup> Congrès International de Vexillologie Zurich 1967* (Zurich: Société Suisse de Vexillologie, 1968). The copyright notice for that volume of the *Proceedings* is: © 1968 reserved for all the authors by the SOCIÉTÉ SUISSE DE VEXILLOLOGIE Zurich (Switzerland). To capture the spirit of Dr. Smith's article, the original formatting has been retained.

---

## THE REAL AND THE IDEAL IN VEXILLOLOGY

---

by Whitney Smith, Ph. D.

It is a reflection of the fact that vexillology has only recently received serious attention from scholars<sup>1</sup> that we do not yet have an adequate conceptual framework for organizing data on flags. As the amount of information rapidly increases under the impetus of cooperation between vexillologists in all parts of the world, it becomes more and more important for us to ask – and – answer certain fundamental questions. The function of this lecture is to contribute in some small part to the beginning of such a dialogue.

There are many questions that could be asked which have not received sufficient attention. What is the nature of vexillology? Is it an art or a science or perhaps only a hobby? Can we proceed from description to categorization and analysis? What relation does our subject have to other fields and in particular, to academic disciplines? Is vexillology a sub-division of heraldry or vice versa? All these points urgently require attention,<sup>2</sup> and it is a hopeful sign that the new International Federation of Vexillological Associations is to establish a Terminology Committee.

Our quest must not end here, however. We can also ask what is a flag? Is cloth an essential characteristic of flags? Are religious and commercial and political “banners” part of our scope of interest? Is a flag determined by form or function or both? Can the wooden pole of the primitive, bearing at the top the skin of a totemic animal or a flower or other emblem, be considered a flag? Can the painted representation of a flag on the tail of an airplane be considered a flag? And what of a picture of a flag? (In the United States the concern for flag desecration raises these points to practical judicial questions.)

Rather than outline the tentative answers which have formulated to some of these queries, today I should like to focus on one particular aspect of the “problem of vexillology”, namely the question “What is it we wish to know when we seek to determine the design of a particular flag? This is a practical subject for the many of us who keep files or notebooks of one kind or another in which data are recorded, although in the end the suggestions I am submitting to you – and in particular the distinctions I wish to make between the real and the

ideal flag and between state and national flags - are only very tentative hypotheses dealing with a small part of the field.

The problem which can be formulated generally in the question "What is the flag of X" may be answered on a number of levels. Leaving aside for the moment the individual whose only interest is in a collection of well-painted pictures which can be displayed in an album without any regard for their history or symbolism, we are confronted with the very real perplexity of those who want to find out about a certain flag. Part of the confusion, I submit, arises from the uncoordinated involvement in flags and flag usage of four distinct groups of people. The process usually begins when a group of legislators or other officials decides to create a flag. Very rarely do such people have any experience in the matter or any real knowledge of such questions as proportions, visibility, the laws of heraldic design, colorfastness, and similar essential points. What they create, therefore, is frequently an ideal flag, that is one conceived in the mind and perhaps described in words, but not actually made in cloth.

The next step is for a person or manufacturer to make an actual flag (drapeau en matière) for display or hoisting. In this process the most important considerations are likely to be difficulty of manufacture, availability of materials (paint, certain shades of cloth, etc.), and of course expense. In this process little or no attention may be paid to the ideal flag as conceived by the flag-designer and codified into law. In the extreme case, a wholly new flag may be created!<sup>3</sup> The same situation arises when we examine flags as they are actually flown by individuals and institutions. In too many cases there is greater concern for the cost of the flag or for the decorative effect it makes than for its accuracy. In many instances the use of an actual design will be so extensive that the correct ideal pattern will be forgotten and flag-buyers will even insist on the form of the flag which is familiar, even though in error<sup>4</sup>.

Finally, we have a fourth group, the vexillologists, whose concern tends to be with ideal rather than actual flags. Here, however, the ideal may not be the idea of the flag-designer, but the idea of a fellow vexillologist. That is, too frequently we acquire conceptions of flags which are based on pictures or descriptions found in certain books and it requires much argument and publicity to alter these conceptions. Thus, the erroneous pictures of the flags of Annam<sup>5</sup> and New England<sup>6</sup> have been copied so often, the correct designs are almost unknown. These are cases of simple errors; but often the ideal flag shown by the vexillologist is based on the ideal pattern of the designer, as interpreted or reconstructed by the vexillologist. Here it would be useful to have an actual flag (correctly made, of course) to go by; but this may be unavailable. Thus we have the reconstructed flags of Cochin China<sup>7</sup>, the Vikings<sup>8</sup>, and Mongolia<sup>9</sup> which are obviously in error because the author of a particular book could not resist the temptation to illustrate a flag for which he lacked a model. To make

matters worse, the source material relied upon is often imperfect. Sr. Avendaño has pointed out the varieties of "first-hand reports" on the Yemen flag<sup>10</sup> and the typographical error which transformed the cloves on the Zanzibari flag into doves<sup>11</sup>!

Closely related to the concept of real and ideal flags is the distinction between de jure and de facto flags. Quite simply, the former is the flag as defined by law, the latter is the flag as actually flown. Haiti provides a good example: officially, the national flag since 1964 has been a vertical bicolor of black and red, whereas in fact a picture of President Duvalier is frequently printed or painted in the center. In this case vexillologists have ignored (perhaps from lack of knowledge) an actual flag. Elsewhere the de facto flag - or flags, since uniformity may be absent - is shown rather than the de jure design. Examples of this are the first New Zealand flag which is shown with white fimbriations instead of black<sup>12</sup>, the Illinois and Colorado flags<sup>13</sup>, and the United Kingdom flag<sup>14</sup>.

The errors found in flag books may be traced in some cases to the preconceptions of the author; he creates a world in his mind which he and others come to believe in - as in Jorge Luis Borges' short story Tlön, Uqbar, Orbis Tertius. For example, living in an age of nationalism, we assume that every nation has a national flag, whereas in fact many do not (including the United Kingdom, Canada before 1965, Singapore, and the Soviet Union). We assume that the wind blows a flag from left to right, whereas the Arabs assume the opposite (since our respective languages are written in these directions): the result is that the sword on the Saudi flag was shown pointing in the wrong direction in many books. We assume that the "royal standard" is a personal flag of a monarch - forgetting that in Britain its use was restricted to times and places where the Sovereign is present only under Edward VII - and therefore fail to note that the real usage of the royal standard in Afghanistan is not by the King, but by his subjects, as a symbol of their loyalty to him. We are similarly blinded to the importance of irrelevancy of such points as flag accessories (cravate, truck, pole-colors, fringe), color shades and proportions, the situations in which official explanations of symbolism conflict with traditional ideas. Since our subject is international, our outlook must be as well, difficult as this may be. Of course, no matter how conscientious we are, there will always be difficulties and mistakes. What can the researcher do when he receives two letters, each from a high government official, one insisting that a new flag is being adopted, the other protesting that no change will occur<sup>15</sup>. Or what conclusion can be reached when actual photographs of flags from Bhutan show major variations of the design? Here we must reserve judgment, all the while carefully collecting and annotating our information for some future solution.

One serious problem facing vexillology relates to the framework within which the data is organized. Both from the standpoint of understanding the material one has collected and from the standpoint of presenting

it to the public in a meaningful form, it is essential that our categories correspond to reality and not some ideal typology. As a working hypothesis, I should like to propose that function (within a social context) be accepted as the criterion for our organization. Thus we can distinguish between flags essentially serving as signals (e. g. of quarantine), as advertisements, as embodiments of group history and aspirations; and for other purposes. Then a further break-down is possible in terms of the unit or units being represented: there are flags of political entities (nations, provinces), of public corporations (the armed forces, a ministry of transport), of private corporations (a church, a business firm), of associations (from the United Nations to the Boy Scouts), and of private persons. The area of principal interest to most vexillologists is the first category and it thus seems most valuable to pay further attention to this.

In most flag books and charts the flags shown are given labels ("national flag", "merchant flag", "ensign") which evince an awareness of different functions. Unfortunately, these terms have never been carefully defined and much confusion exists: the German Kriegsflagge, for example, is not the same as the English ensign or Spanish bandera nacional, although the three terms in certain circumstances may properly refer to the same flag. Even in one language the obscurity is apparent: national flag may suggest the flag flown by private citizens, the flag which represents the nation to outsiders, the proper colors for a merchant vessel, the flag recognized by law as the "flag of X", the flag flown on public buildings, or the flag flown by a group claiming to speak as the authentic voice of the nation.

In order to clarify the situation and establish significant categories, I would like to borrow from the terminology of political science and propose six terms for standard usage. There are three principal functional types of usage - public, private and military - which a flag, which represents a political and geographical region can have. (For the moment, in other words, we are not concerned with flags representing less than a whole territory, e. g. the personal standard of a military officer, a yacht club pennant, a regimental color.) There are also two principal areas of usage, land and sea. Combining these we can distinguish between the:

1. National Flag On Land (flown by private citizens);
2. National Flag At Sea (flown by merchant vessels and yachts);
3. State Flag On Land (flown on public buildings);
4. State Flag At Sea (flown on public vessels except warships);
5. War Flag On Land (flown on arsenals, forts, encampments etc.);
6. War Flag At Sea (flown on warships).

There may be from one to six of these functions fulfilled by a single design, but this varies from country to country. (No country or sub-national unit, so far as I have been able to determine, has a different flag for all six functions. Johore has five different flags, the same design serving as National Flag At Sea and On Land.

The Colony of Aden almost qualified as a six-flag state. The de facto National Flag On Land was a red-white-black horizontal tricolor; at sea the British Red Ensign was used. The State Flag on Land was the blue-white with green star and blue flag with a red trapezium; at sea the British Blue Ensign with the Aden badge flew. Aden had no military forces of its own, but the Union Jack flew over forts and the White Ensign was hoisted on armed ships at sea serving at Aden.) In the United States and some other countries a single flag serves all purposes, except that certain U.S. yachts have a special National Flag At Sea.

Ideally, the day will come when the vexillologists of the world have reached agreement on such points as I have raised. Wording of flag descriptions will be standardized to eliminate possible misunderstandings; careful note will be taken of all the flags in use in a particular country and of the niceties of form and function of each; the manner of presentation of information on any given flag will be clear. It is probably too much to hope that the gulfs that separate the flag-designer, flag-manufacturer, flag-user, and flag-historian can ever be completely filled in: but if we, as scholars and crusaders in our own realm, can accomplish the above program, a rapprochement between the real and the ideal in vexillology will be well begun. While recognizing their tentative nature, I trust that the specific proposals and insights made here will be of some value in reaching that goal.

#### NOTES

- 1) Cf. Georges Pasch, Les croix sur Les drapeaux (Paris: Duminet-Languissant, 1965), and the review of the same by P. C. Lux-Wurm in The flag bulletin, VI, No. 1 (1967), pp. 66-67.
- 2) Some of them are dealt with in my doctoral dissertation. Prolegomena to the study of political symbolism (to be published soon).
- 3) For example the city flag of Columbus, Ohio, is described by law as being blue with the city arms whereas in fact the arms appear on a vertical tricolor of red, white and blue.
- 4) For example, the flag of the Orange Free State which had eight stripes rather than the seven commonly shown.
- 5) Cf. Charles Romme, Dictionnaire de la marine francaise (Paris: Bachelier, 1833), plate H.
- 6) Carel Allard, Algemeene en verbeterde hollantsche scheepsbouw . . . (Amsterdam: Oosterwyk, 1716), plate 34.
- 7) Ibid, plate 78.
- 8) "Our flag number", National geographic magazine, XXXII, No. 4 (1917), p. 338.
- 9) Album de banderas y escudos de todo el mundo (Barcelona: Fher, n. d.), p. 15.
- 10) Cf., The flag bulletin, II, No. 3 (1963), p. 38.
- 11) The daily express (London), 7 November 1963.
- 12) Cf. W. A. Glue, The New Zealand ensign (Wellington: Dept. of Internal Affairs, 1965).
- 13) Details will be published in my Flag book of the United States (New York: Morrow, 1969).
- 14) The proportions laid down in 1800 for the Union Jack were 39 : 58; today 1 : 2 is almost universal, albeit without the sanction of the College of Arms.
- 15) The case in point is Dominica.

## Studying the Flags of NAVA *continued from page 1*

the upcoming annual meeting flag in *NAVA News*, but I did not find much in the way of analysis. So I would answer the question, “No, the Association does not know much about its own flags.” That’s not a criticism, but instead an observation that we have not taken the time to study the flags under our noses.

I hope that this full-volume issue of *Flag Research Quarterly* is the beginning of that study. Led by its chair, Ken Reynolds, the Association’s publications committee and *Flag Research Quarterly* editor Kenneth Hartvigsen determined that documenting the NAVA Flag Collection (a term that is defined in Part III below) with a catalog similar to one produced for a museum exhibit was a project worthy of the *Quarterly*’s entire 2016 annual budget. When viewed online, the high-resolution photographs of the flags and hyperlinked citations will open the door to further study of these flags.

This issue is a collection of original source material and data from inspecting actual flags. And yes, I said *original source material*—other than what is in “Note(s),” the text under the photographs of the flags are quotes from original source material. It is the necessary foundation on which others can build. Scot Guenter’s essay in this issue suggests several possible approaches that vexillologists can take in future articles to analyze “The Flags of NAVA.”

### II. In the beginning, NAVA had flags . . . or did it?

One of the first assumptions one might make about the flags of NAVA is that the Association has always used flags in much the same way as they are used today. While examination of photographs from the Association’s first decade (1967–1977) shows NAVA, United States, and Canada flags on display, the Association did not use annual meeting flags during that period.<sup>3</sup>

The Association was a co-organizer of the Third International Congress of Vexillology (Boston 1969) along with The Flag Research Center, Heraldry Society of Canada, and United States Flag Foundation, and a co-organizer of the Seventh International Congress of Vexillology (Washington, D.C. 1977) along with The Flag Research Center. There certainly were flags for ICV 3 and ICV 7, as flags have been designed for every Congress since ICV 1 (Muiderberg, Netherlands 1965).<sup>4</sup> The Association held its 1969 and 1977 annual meetings in conjunction with ICV 3 and ICV 7, and those Congress flags are now treated as annual meeting flags, but the Association felt no need to design flags for NAVA 1, 2, 4, 5, 6, 7, 8, 9, and 10.

Why were there flags for ICVs and not Association annual meetings? That’s a great question, and the purpose of this article and indeed this entire issue of *Flag Research Quarterly* is

to compile the original source material, thus allowing others to study the Association’s flags. But the question is important, and the Association’s founder, Whitney Smith was likely involved.

Dr. Smith was president for the first decade. ICV 3 and ICV 7 were both organized by The Flag Research Center, and Dr. Smith was the executive director of the Center. The extensive minutes from the annual meeting, executive board, and “brainstorming session” at NAVA 13 (Salem 1979) discuss that “NAVA appears to be taking some new directions, among them the delegation by the President to the various officers of the Executive Board.” Dr. Smith “said when he was president he had a style of his own, he hadn’t liked to work on committees unless it was a small project, such as the seal-design committee, otherwise he felt committees were not successful. That was just his personal feeling, he said.”<sup>5</sup> It is unlikely a coincidence that annual meeting flags first appeared after Dr. Smith’s 1967–1977 presidency, which concluded at the end of ICV 7 / NAVA 11.

The first flag designed solely for an annual meeting was the NAVA 12 (Montgomery 1978) flag. The meeting host was Charles E. Brannon, who was a director of the non-profit Tumbling Waters Museum of Flags. This was the first annual meeting held outside of the northeastern part of the United States and Canada (previous meeting were in Illinois, New York, Maryland, Ohio, Ontario, and Pennsylvania), and the first annual meeting after Dr. Smith’s presidency.

The NAVA 12 annual meeting minutes contain the following:

The President’s Report: Ralph Spence declared that the Association has undergone certain institutional changes since its founding by Whitney Smith and we have now come to a crossroads . . .

...

Hugh McClellan noted that at the present we have no standing committees and recommended they be revived, that the Executive Board take the responsibility and appoint people to do a job.

...

His [Brannon’s] difficulty in getting the Association’s flags for NAVA-12 was brought up by Charles Brannon, and he moved that one officer be charged with the responsibility of maintaining the flags. Hugh McClellan seconded the motion, and it was carried.

The only previous references to the Association’s flags were in the annual meeting minutes were (1) at NAVA 1 (1967) concerning the adoption of a resolution regarding the NAVA flag and (2) at NAVA 11 (1977): “On a motion by George Cahill, seconded by Hugh McClellan, a vote of appreciation is to be sent to Dettra Company for producing nylon flags for the NAVA officers.”

Which flags was Brannon referring to when he expressed “[h]is difficulty in getting the Associations’s flags for NAVA-12”? At a minimum, the five officer flags. It is easy to assume that the Association from the beginning itself owned a set of FIAV-United States-Canada “lectern flags,” but that was not the case. David Martucci states that during Whitney Smith’s presidency the Association did not own flags; instead, Digby Chandler of Annin & Co. and William Spangler of Dettra Flag Co. provided flags as needed. Perhaps in 1978 Brannon’s reference to the Associations’s flags meant only the five officer flags.

What about the two 1967 NAVA flags? The first annual meeting minutes passed a resolution stating in part, “Dettra Flags Co. manufactured two examples of this flag and made a gift to them to the Association.” Did the Association transfer ownership of these two flags, perhaps to The Flag Research Center? Were the flags lost? If so, when? All we know in 2016 is that the 1967 flags are not now in the possession of the Association.

More information about the Association’s flags is discussed in the NAVA 13 (1979) annual meeting minutes:

The report of the Vice President, Mr. Hugh McClellan was next. He reported that, as a result of action by the Executive Board, the Vice President had been made the officer responsible for flags belonging to NAVA. He commented that presently the flags are stored in Tumbling Waters Museum, Montgomery, Alabama.

...

A report of the Executive Board’s meeting was next presented by the President, explaining that the Board had decided the following:

1. Tumbling Waters Museum in Montgomery, Alabama, will be the repository for flags owned by NAVA.

What were the “flags owned by NAVA” in 1979? Fortunately the October 5, 1979 executive board meeting minutes contain the answer:

The problem of storing NAVA documents was next discussed. [Vice President] Hugh [McClellan] said that Charles Brannon of Tumbling Waters Museum in Montgomery, Alabama, has been acting as keeper of the flags NAVA owns: a flag for each officer, 1 U. S. flag, 1 Canadian flag and 1 NAVA flag. [Recording Secretary] John P. [Purcell] said that the officers’ flags should be displayed at each meeting. Hugh moved that the flags be stored in Tumbling Waters Museum and that the Vice President be the officer responsible for their inventory. Motion carried unanimously.

Note that not included in this list of flags are NAVA 3 / ICV 3 (Boston 1969), NAVA 11 / ICV 7 (Washington, D.C. 1977), and NAVA 12 (Montgomery 1978).

So what is the first annual meeting flag that was considered to belong to the Association? I think that it is NAVA 13, as

at the annual meeting the issue was discussed: “The motion that the rights to the special flag design for NAVA 13 be recognized as belonging to the designer [Alfred Znamierowski], put forth by Whitney Smith, was withdrawn after short discussion.” It

also seems likely that the “old” NAVA, United States, and Canada flags—which the Association currently has in its possession and are photographed in this issue of *Flag Research Quarterly*—are the flags that were stored at Tumbling Waters Museum of Flags. The NAVA 12 and “old” FIAV flags quickly became part of the Association’s flags as well, as did a flag from NAVA 3 / ICV 3, although perhaps not the indoor flag used at NAVA 3 / ICV 3. By 1979, the Association had acquired a set of flags.



Initial design for what would become the most famous annual meeting flag, NAVA 13

### III. Documenting the NAVA Flag Collection

So the casual reader does not drown in detail, the definitions of the “NAVA Flag Collection” and what constitutes an original, replica, and replacement flag are located at the article’s end (see page 16) if you want to know more.

#### ***What is the history of the NAVA Flag Collection?***

Little has been written about the NAVA Flag Collection. After the 1979 annual meeting there is very little discussion of the Collection. Occasional comments pop up in the source material, for example, the NAVA 25 (1991) and NAVA 26 (1992) annual meeting minutes note the missing NAVA 11 / ICV 7 flag (Washington, D.C. 1977), and the NAVA 28 (1994) annual meeting minutes states, “the set of flags from previous NAVA meetings was now complete thanks to the Dettra Flag. Co. and Jim Ferrigan.” The NAVA 29 (1995) annual meeting minutes mention that an inventory was conducted by Donald Healy. The only other discussion I found was in the October 8, 2000 executive board meeting minutes from NAVA 34:

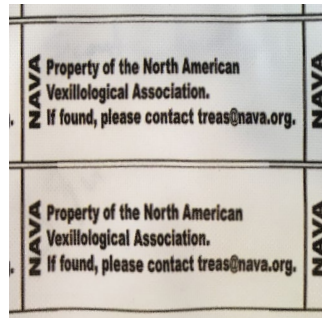
Truman Pope raised the issue of the wisdom in bringing all past convention flags to each convention. While they make a beautiful display, the cost of packing, shipping and setting up is becoming prohibitive. The manpower to do this becomes a major concern as to who will do it. It could be more beneficial to have 4”x 6” replicas of past convention flags and actually display only the U.S., Canadian, and NAVA flags with perhaps six of the most recent convention flags including the current convention flag. Peter Orenski supported the suggestion and voiced his concerns in getting these flags to NAVA 35. [Martin Francis] suggested hanging the flags from the wall rather than using staffs.

While I am not aware of any other published discussions about the NAVA Flag Collection, I am quite aware of its ever-growing size and the expense of shipping and displaying it at NAVA annual meetings.

There have been many discussions about producing smaller printed replicas of the Collection flags so that it is not necessary to ship the originals, thereby lowering shipping and display costs. Personally, I consider the biggest concern to be the possibility of losing all or part of the entire NAVA Flag Collection as it is shipped from storage to an annual meeting, displayed at the meeting with varying degrees of security, and then returned to storage. For all these reasons, it should be a priority for the Association to acquire the intellectual property rights to high quality vector art of all the flags in the Collection, both for use in Association publications and for production of printed flags.

### ***What was done to complete and document the NAVA Flag Collection?***

The project started in January 2012 when Dixie Flag and Manufacturing Co. (now Dixie Flag and Banner) gave an initial bid to the Vexillological Association of the State of Texas (VAST) for manufacturing a uniform set of the four FIAV flags (the FIAV flag and the flags of the three Board members). At that time, the Association expressed an interest in obtaining a FIAV flag, with the result that in 2014 labels were produced to identify flags as either FIAV, NAVA, or



NAVA property labels sewn into the NAVA Flag Collection

VAST property. After NAVA 47 (Salt Lake City 2013), the NAVA Flag Collection was shipped to Dixie, and owner Pete Van de Putte agreed to store and insure the Collection, and in 2014 the Collection flags were tagged as NAVA property.<sup>6</sup>

In 2014 and 2016 the Collection took its current form. In 2014 Dixie made: (1) two replicas of Dr. Smith's personal flag and VAST donated one to the Association for use at the recently named Whitney Smith Dinner<sup>7</sup>; (2) two replica banners for The Flag Research Center (FRC), and in 2016 the FRC donated one to the Association; and (3) three replica FIAV flags, and VAST donated one to the Association.<sup>8</sup> In 2016 Dixie donated an Annin-manufactured United States flag to the Association to replace the existing damaged Dettra manufactured United States flag, which also standardized the size of the NAVA, FIAV, United States, and Canada flags in the Collection at 4' x 6'. Also in 2016 two replacement flags were placed in the Collection: (1) Dixie made and donated a replacement second vice president's flag<sup>9</sup> and (2) Flags

U.S.A. (Cincinnati, Ohio) made and VAST donated a replacement NAVA 38 (Indianapolis 2004) annual meeting flag. In 2016 Dixie also inspected the Collection and made minor repairs.

On May 26, 2016, the author drove from Houston to San Antonio, spending a day at Dixie to collect data on the Collection flags to begin



The author with the NAVA president's flag—May 26, 2016 inventory of NAVA Flag Collection at Dixie Flag and Banner in San Antonio



NAVA volunteers on photo shoot day (from left): Gedi Kifilezgi, Vanessa Van de Putte, Pete Van de Putte, and Charles Spain on Saturday, Aug. 20, 2016



Gedi lays out flags to be re-ironed in dining room/photo studio for the day



Gedi, Pete, and Jonathan Lehmann raise 12-foot long 2x4 with camera mounted in middle while Vanessa in foreground makes sure it doesn't get dropped

building an inventory spreadsheet. This information was presented to Publications Committee Chair Ken Reynolds, who recommended that the Collection be professionally photographed for publication in *Flag Research Quarterly*. After the executive board approved the publication committee's recommendation, plans were made for the photo shoot by Jonathan Lehmann of Cambium Creative in St. Louis, Missouri, with whom the Association contracts with to lay out *NAVA News* and *Flag Research Quarterly*. Pete Van de Putte donated Jonathan's airfare and lodging, and the photo shoot took place on August 20 and 21, 2016 in San Antonio.



Jonathan on left checks downloaded image on laptop of Canada flag from tethered camera on 2x4 above floor scene while Vanessa, Pete, and Gedi look on. Ambient daylight from windows to right was primary lighting, while flash units with umbrellas on stands in center provided secondary diffused fill light

The volunteers for the photo shoot were Dixie's Gedi Kiflezgi, Vanessa Van de Putte, and Pete Van de Putte, and me, all Association members. The Collection flags were initially ironed at Dixie and taken to the home of Pete's daughter, Nichole Stiles, where the cathedral-style dining room was converted for a day into a photographic studio, making use of natural light.

Early Saturday morning, a Canon EOS 5D Mark II DSLR camera with a 50mm EF F/1.2L lens on a Monfrotto tripod head was mounted to the middle of a 12-feet-long 2x4 piece of lumber, using a 2" x 3/8" carriage bolt drilled through the 2x4 into the tripod head aligned to shoot portrait mode. We then suspended the 2x4 and camera/tripod head 12 feet above the floor and clamped it to the tops of two 12-foot ladders positioned 10-feet apart and stabilized with sandbags.

Each of the 57 flags was re-ironed, pinned to white foam board, and photographed. Vanessa Van de Putte and I re-measured all of the flags once they were ironed and pinned (we included the pole-hem sleeve in the fly-length measurement).

Although a third 12-foot ladder was used to initially position, focus, and set the exposure on the camera, all images were shot remotely from floor level via a 16-foot USB cord plus extension that tethered the camera to an Apple MacBook Pro laptop running Canon remote software. Primary lighting was ambient 5000K daylight of the cloudy day from the floor-to-ceiling expanse of windows and French doors positioned at the top of all flags. Two Canon 600EXRT flash units provided fill light to minimize shadows on the flag wrinkles and fringe.



Flags lit by daylight on Pete's living room floor for color reference as Jonathan completes processing of flag images on laptop, Sunday, Aug. 21, 2016



Pete, left, and Jonathan at completion of weekend photo shoot and digital flag image processing. Behind is a banner of the Van de Putte coat of arms

The flash units on light stands were bounced off white and silver umbrellas and positioned at 45-degree angles to the bottom left and right corners of the flags. A Canon STE-3 radio transmitter in the hot shoe of the camera synched the flash units to the camera shutter signal. Exposures were 1 second at F14 at ISO 100, with flash units set to 100% power approximately 2 to 8 feet from the edge of the flags, depending on the color density of the flag.

Raw image files of the flags were downloaded and processed immediately by Jonathan in Photoshop, adjusting the colors manually on each digital flag image to match the flag in photo position in natural daylight next to the laptop on Saturday. Image processing was completed on Sunday in Pete Van de Putte's living room with the flags in diffused daylight beside the laptop. Back in St. Louis, all flags were outlined in Photoshop with masks to drop out any remaining tone in the white background, but no cosmetic retouching was done on the flags themselves.

The quality of the high-resolution photographs is superb, and the level of detail is evident only when they are downloaded from the web—you can then examine the stitching on each flag. The images are far beyond anything the Association has previously owned to document its flags.

I then undertook to review all the published information on the flags, collecting original source material on each one and the relevant citation to *NAVA News*, *The Flag Bulletin*, *Info-FlAV*, annual meeting programs, or meeting minutes. A color draft was published and made available at the NAVA 50 annual meeting (October 14–16, 2016) for comment simultaneous with the display of the entire NAVA Flag Collection. The publications committee and executive board determined that crowd sourcing the project to document the Collection was in the best interest of furthering vexillological study of the Association's flags. Comments were received from Hugh Brady, Ted Kaye, and James Ferrigan.

After NAVA 50 I set about the task of pulling together the final material, finding additional information, filling in gaps, and proofreading—over and over and over—to do the best possible work with the available resources.

#### **IV. What now?**

##### ***Is the final product perfect?***

Of course not, although the old Cub Scout Promise, “Do Your Best,” is the standard. The text was written to acknowledge what is known, what is not known, and what is the best assumption at this time. It is inevitable that more information will be received once this issue is published. There is a reason the title is “Studying the Flags of NAVA Part 1.”

##### ***What information in this article is new?***

For the most part, this is a compilation of previously published information, so the main thrust was to cut through

the practical obscurity of a half century. The new material is in the “Notes,” which often contain information obtained by calling or e-mailing someone and asking something like, “You were the host for NAVA x, what really happened?” I am extremely grateful to Peter Ansoff, Doreen Braverman, Susan Braverman, James Croft, Emil Dreyer, James Ferrigan, Kevin Harrington, John Hartvigsen, Kenneth Hartvigsen, Ted Kaye, Peter Kinderman, David Martucci, Edward McNabb, Anne Platoff, Ken Reynolds, Carol Salvo, Randy Smith, and Pete Van de Putte for their generous donation of time to respond to my questions (I also appreciate the keen proofreading eye of *Flag Research Quarterly* editor Steven Knowlton). They were patient and gracious, and their insights helped me fill in numerous gaps, especially Messrs. Ferrigan and Martucci, to whom I directed the majority of my questions. I wish I could have spoken with Randy Beard, Charles Brannon, Digby Chandler, Ken Hughes, Whitney Smith, William Spangler, John Tuteur, and other absent friends, who doubtless could have resolved questions I still have.

##### ***What was the biggest surprise?***

How little we knew about the manufacturers.

The Association has done a great job documenting the flag designers. And that is appropriate, because without them there would be no flags. But there would also be no flags if there were no manufacturers, and there the Association has not consistently done a good job of thanking and memorializing the companies and individuals that have been so generous with their time and money.

During the August 20, 2016 photo shoot, I took pictures of all manufacturer labels I could find, and these labels appear in this issue. But often there was no label and no specific recognition in *NAVA News* (often generalized thank-you lists failed to differentiate between manufacturing large indoor, large outdoor, and small hand-waver flags, or donations of a different kind, such as underwriting a portion of the Captain William Driver Award). Sometimes the answer appeared in the annual meeting program, but the Association does not yet have an accessible central collection of meeting programs, so I turned to my personal collection of programs. That solved the mysteries of the NAVA 32 and NAVA 34 flags. Other times the answers came from calls and e-mails, which resolved NAVA 15 / ICV 9, NAVA 24, NAVA 26, NAVA 27, NAVA 30, NAVA 35, NAVA 36, NAVA 39, and NAVA 40. Beginning with NAVA 42 (Austin 2008), Hugh Brady created a template for the annual meeting program that not only is useful for the participants, but also memorializes for the future what happened and who contributed time and/or money to ensure the meeting's success, including specific recognition of the manufacturers of the different types of annual meeting flags (large indoor, large outdoor, and small hand-waver). Because this information was so incomplete, I want to highlight the contribution to

the Association over the years of the following manufacturers of the NAVA Flag Collection annual meeting flags:

Dominion Regalia Limited (Toronto, Ontario)	NAVA 3 / ICV 3 <sup>10</sup>
Paramount Flag Co. (San Francisco, California)	NAVA 11 / ICV 7
Tidmore Flag and Banner (Montgomery, Alabama)	NAVA 12
Paramount Flag Co. (San Francisco, California)	NAVA 13
	NAVA 14
	NAVA 15 / ICV 9 <sup>11</sup>
	NAVA 16
	NAVA 17
	NAVA 18
	NAVA 19
	NAVA 20
	NAVA 21 / ICV 12
Dettra Flag. Co. (Oaks, Pennsylvania)	NAVA 22
All Nations Flag Co., Inc. (Kansas City, Missouri)	NAVA 23
All Nations Flag Co. (Toronto, Ontario)	NAVA 24
Dettra Flag Co. (Oaks, Pennsylvania)	NAVA 25
	NAVA 26
	NAVA 27
	NAVA 28
	NAVA 29
The Flag Store (Sonoma, California)	NAVA 30
Advertising Flag Co. (Chicago, Illinois)	NAVA 31
L'Étendard (Ville de Québec, Québec)	NAVA 32
The Flag Shop (Vancouver, British Columbia)	NAVA 33 / ICV 18
Flaggs U.S.A. (Cincinnati, Ohio)	NAVA 34
Annin & Co. (Roseland, New Jersey)	NAVA 35
	NAVA 36
The Flag Shop (Montréal, Québec)	NAVA 37
Flaggs U.S.A. (Cincinnati, Ohio)	NAVA 38 <sup>12</sup>
Advertising Flag Co. (Chicago, Illinois)	NAVA 39
	NAVA 40
	NAVA 41
	NAVA 42
	NAVA 43
	NAVA 44
	NAVA 45 / ICV 24
	NAVA 46
Colonial Flag (Sandy, Utah)	NAVA 47
Advertising Flag Co. (Chicago, Illinois)	NAVA 48
	NAVA 49
	NAVA 50

## Observations

First, I never truly appreciated the Association flags until I spent time working with them. They are works of art, especially the appliqué flags. I encourage each of you to spend time with them when they are on display at annual meetings.

Second, we need to document our history as we go. It is easy to forget to do it, and so frustrating decades later to realize there is no one who remembers what happened. I cannot remember how many times I wanted to call (781) 729-9410 and ask Whitney Smith a question. I also regret never knowing Bill Spangler of Dettra Flag Co.

Third, to ensure that articles survive, the Association needs to publish in either its serial publications, *NAVA News*, *Flag Research Quarterly*, and *Raven: A Journal of Vexillology*, or the occasional *Proceedings of the International Congress of Vexillology*, not directly to the website or in stand-alone publications. The website [www.nava.org](http://www.nava.org) is a wonderful place to host digital versions of those serials, and how wonderful it will be when Boolean searches of all our serial publications are available on the home page (I have skimmed 50 years of publications and meeting minutes in the last several months, so trust me on that)! Publishing content directly to the website or in an e-mail to the membership, but not in one of our serial publications, is very, very transitory. I am confident that some of the unanswered questions I have were once answered on the website, but that information is no longer available.

Fourth, I wonder when the Collection was first displayed, i.e., the past annual meeting flags displayed as a group. I have not seen in *NAVA News* a description of such a parade of the Association's history.

Fifth, I would love to see a similar article, "Studying the Flags of NAVA Part 2" that documents the small hand-waver NAVA, FIAV, and annual meeting flags. For those members who have a complete collection, get out your iron and find a high resolution scanner! And if you have a story about a specific flag, write and submit that for publication.

Finally, to paraphrase Dr. Guenter, start studying those flags!

\* \* \* \*

## V. Definitions

### What are "The Flags of NAVA"?

"The Flags of NAVA" begs a description. It is broad enough to encompass any flag, including both two- and three-dimensional ones, that represents the Association, its officers, and its annual meetings, as well as any other flags owned by the Association. The last category is very broad, and it would cover any flag the Association might have for sale, regardless of any specific connection to NAVA, e.g., a small Metro Toronto hand-waver flag left over from the NAVA 24 annual meeting.

If we limit “The Flags of NAVA” to flags that represent the Association, its officers, and its annual meetings, then we still have multiple subsets: the flags as originally designed, other two-dimensional realizations—either by hand or electronic—of those flags, and manufactured three-dimensional flags, to identify the most obvious possibilities.

Perhaps the most interesting subset is the NAVA annual meeting flags. It is at first thought a simple grouping, but once again, it can be further subdivided. Possibilities for annual meeting flag collections include the following:

1. Original drawing and description, or if modified, the final result of the design process
2. Original three-dimensional prototype of flag if any
3. Large indoor flag, usually pole hemmed and displayed on a staff
4. Large outdoor flag, usually made with a canvas header and flown from a pole
5. Small, typically 4"x6", hand-waver flags used as table decorations and given to attendees
6. Drawing and description in *NAVA News* at the time of the annual meeting
7. Drawing and description in the annual meeting program or a handout
8. Lapel pins
9. Stickers
10. Articles of clothing such as hats or T-shirts
11. Photographs of any of the above

The list could go on, but the point is that multiple “NAVA annual meeting flag” collections exist.

There are doubtless many differing opinions about what is the “real” annual meeting flag for a specific meeting—the flag flying outside the hotel, the one on the cover of the program, the 4"x6" flag, the flag next to the lectern that is prominently featured in photos of people presenting papers? Or is it the flag as originally designed? What about a collection of drawings and descriptions of NAVA annual meeting flags in *NAVA News*, the NAVA or Flags of the World websites, or other media that reduces the complexity of color to a uniform palette? It quickly becomes an existential question, similar to “Is a U.S. flag that is not 10:19 really a U.S. flag?” Thankfully this imponderable is beyond the scope of the present article.

### ***What is the subject of this issue of Flag Research Quarterly?***

This article is about a very specific subset of “The Flags of NAVA,” the large indoor flags owned by the Association and frequently displayed at annual meetings. The term “NAVA Flag Collection” is used here to describe this subset, and it currently consists of the following 57 flags:

1. The “lectern flags” (8)
  - a. NAVA, current and old
  - b. FIAV, current and old
  - c. United States, current and old
  - d. Canada, current and old
2. The officer flags (6)
  - a. president
  - b. first vice president (formerly vice president)
  - c. second vice president (formerly corresponding secretary)
  - d. secretary (formerly recording secretary)
  - e. treasurer
  - f. past presidents
3. Whitney Smith flag, for Whitney Smith Dinner (1)
4. The Flag Research Center banner, the flag used at the organizational meeting (1)
5. Annual meeting flags, for NAVA 3, and 11–50 (41)

The vast majority of flags in the NAVA Flag Collection are either the original flags or replicas of flags for cases in which the original flags never belonged to the Association. The Association owns replicas of (1) the original FIAV flag, (2) the original Whitney Smith flag, (3) The Flag Research Center banner, and (4) the 1969 (NAVA 3 / ICV 3), 1977 (NAVA 11 / ICV 7), and 1981 (NAVA 15 / ICV 9) Congress flags. The original Whitney Smith flag and The Flag Research Center banner are part of the Whitney Smith Flag Research Center Collection at the Dolph Briscoe Center for American History at The University of Texas at Austin. It is possible that one or both of the original 1967 Association flags manufactured by Dettra Flag Co. were transferred to The Flag Research Center, and they may also be at the Briscoe Center. The original NAVA 3 / ICV 3 (Boston 1969) and NAVA 11 / ICV 7 (Washington, D.C. 1977) large indoor flags may be at the Briscoe Center, too, as it is not clear that those two Congress flags belonged to the Association, which was a co-organizer along with The Flag Research Center. The original NAVA 15 / ICV 9 (Ottawa 1981) large indoor flag was kept by Paramount owner John Tuteur and still exists.

The known replacements for original flags that belonged to the Association are for the flags of (1) the second vice president and (2) NAVA 38 (Indianapolis 2004). The only flags that can be described as original flags are the officer and annual meeting flags. The 1969, 1977, and 1981 Congress flags and one or both of the 1967 NAVA flags manufactured by Dettra are considered replicas. Using a conservative lens, the Association appears to have 42 original flags out of 44 possible original flags, or 95%.

The replacement cost value of the NAVA Flag Collection has been conservatively estimated at US\$350 each. With the current 57 flags, the replacement cost is US\$19,950. What was once a handful of flags has grown into a serious collection of Association history.

1. The “lectern flags” (8)
  - a. NAVA, current and old

### **What's considered an "original flag" in the NAVA Flag Collection?**

An "original flag" in the NAVA Flag Collection is defined here as the first flag designed for the Association that was manufactured for use as the large indoor flag for the intended purpose.<sup>13</sup> For example, a prototype of an annual meeting flag would not be an "original flag" for the NAVA Flag Collection; instead, the flag manufactured to be used at the annual meeting as the large indoor flag would be the "original flag." There could, of course, be a collection of prototype annual meeting flags. Flags that were not designed for the Association—the flags of FIAV, United States, and Canada—are not defined here as "original flags."

### **When did NAVA acquire a set of NAVA-FIAV-United States-Canada "lectern flags" and the officer flags?**

Obviously there were the "original," as in first, flags of FIAV, United States, and Canada that were the property of the Association, but none these flags are "original" to NAVA. As discussed above, the Association probably first acquired these flags in 1978 or 1979.

The question of when did the Association itself own the "lectern flags" is complicated. The flags of FIAV, the United States, and Canada manufactured by Dettra Flag Co. were likely donated to the Association in 1978 or 1979. The NAVA flag manufactured by Paramount Flag Co. (San Francisco) was donated to the Association in 1979.

### **The meeting flags**

In its first decade, the Association did not make specific flags for meetings. The Flag Research Center sponsored the June 3–4, 1967 organizational meeting, so The Flag Research Center banner has been used to represent this meeting. The Association was a co-organizer of ICV 3 and ICV 7, so the Congress flags have been used to represent those two Association annual meetings.

In any event, the NAVA Flag Collection appears to have the original large indoor flags for every Congress or annual meeting except four: (1) NAVA 3 / ICV 3 (Boston 1969) (original may belong to The Flag Research Center); (2) NAVA 11 / ICV 7 (Washington, D.C. 1977) (original may belong to The Flag Research Center); (3) NAVA 15 / ICV 9 (Ottawa 1981) (original was retained by Paramount owner John Tuteur); and (4) NAVA 38 (Indianapolis 2004) (original was lost in 2015).

1. We use the word "vexillology," which contains the suffix *-logy*, derived from the Greek suffix *-λογία* (*-logia*), meaning "to speak," and in the modern world an *-logy* is the study of something. For the Association that something is flags, and vexillo- is derived from the Latin word *vexillum*, the only cloth flag apparently carried by the Romans. Whitney Smith, *Flags Through the Ages and Across the World*, p. 36 (McGraw-Hill Book Co. 1975).

Reading through the early annual meeting minutes and issues of *NAVA News* reveals an initial reluctance on the part of some to embrace this Greek-Latin hybrid. See, e.g., "A Few Words About Vexillology," *NAVA News* 12:1, p. 8 (1979).

2. James Croft, "The Flags of the North American Vexillological Association's Annual Conventions," *NAVA News* 30:5, pp. 3–7 (1997).

3. There are very few photographs from the Association's early years in *NAVA News*, doubtless due to production costs for printing. The Association's website has a photo gallery for NAVA 39 through NAVA 43. Collecting photographs from longtime members like the late John Purcell is an important source of information to preserve and examine.

4. See Whitney Smith, "The Flags of FIAV," *Flag Bulletin* 39:3 (#193), pp. 90–108 (2000).

5. *NAVA News* 12:4, pp. 6–9 (1979).

6. The Collection has been stored at Dixie Flag and Banner in San Antonio since 2013, where the Collection is insured for replacement cost of US\$350 per flag while on Dixie's premises. The storage and insurance has been provided at no expense to the Association by Dixie, thanks to Pete Van de Putte. In recent years it has been shipped both to the annual meeting and back to Dixie insured, but there appears to be no practical way to insure the Collection once it is delivered to the annual meeting site.

7. The other Whitney Smith flag was purchased by The Flag Research Center.

8. The other two FIAV flags were purchased by VAST, which donated one to FIAV and kept the other.

9. This is the second time this flag has been replaced. It was first replaced by Dettra Flag Co., likely in 1983.

10. This flag may not be the original large indoor flag, but instead a large outdoor that was converted into a replica indoor flag. The original large indoor flag may belong to The Flag Research Center.

11. The Association does not have the original Paramount Flag Co. (San Francisco) appliqué flag. The printed flag in the NAVA Flag Collection was manufactured by Canadiana Banners and Flags (Mississauga, Ontario) and is a replica flag.

12. The original large indoor appliqué flag was lost in 2015 and was replaced with a replica appliqué flag by the manufacturer of the original flag.

13. The words "for the Association" intentionally imply Association ownership of an "original flag" in the NAVA Flag Collection.

Because the ownership of flags during the Association's first decade is unclear, the status of the (1) 1967 Dettra NAVA flag and (2) the large indoor 1969 (NAVA 3 / ICV 3) and 1977 (NAVA 11 / ICV 7) Congress flags is also unclear. Due to its similarities to the original 1967 FIAV flag hoisted on September 3, 1967 in Rorschlikon, Switzerland, the 1967 Dettra NAVA flag is treated here as *not* being an original flag in the NAVA Flag Collection, but instead as a replica flag. Both the original large indoor NAVA 3 / ICV 3 and NAVA 11 / ICV 7 (Washington, D.C. 1977) Congress flags may belong to The Flag Research Center, and are treated here as being replica flags.

The research on the NAVA Flag Collection may also have uncovered the location of the original large indoor appliqué flag for NAVA 15 / ICV 9 (Ottawa 1981). Unless and until that flag is donated to the Association, the large indoor printed flag for NAVA 15 / ICV 9 will be treated as being a replica flag.

# NAVA, FLAV, U.S. & CANADA FLAGS

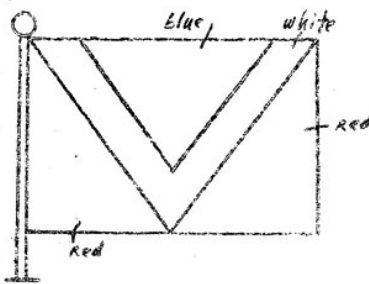


# NAVA



### Historical References

[October 1967 flag committee report] [T]he [Flag] Committee composed of Gary Grahl, Tom Hill, and Linda Stock has chosen as the flag of the North American Vexillological Association the design as shown to the right. The field has the colors red, white, and blue found in the flags of the United States and Canada. The white V (an inverted chevronel to heraldic purists) stands of course for vexillology. The flag was designed by Harry Manogg.



[December 1967] NAVA Flag. Chairman Grahl of the NAVA Flag and Seal Committee ([Gerhard P.] Grahl, [Thomas M.] Hill [, Jr.], and Mrs. Linda Stork of Belleville, Ill.) announced that Harry F. Manogg, a book dealer in Kankakee, Ill., had won the NAVA flag contest. The flag has a white "V," representing "Vexillology," on a red field with blue inside the arms of the "V." The colors red, white, and blue are in the flags of the United States and Canada. A full-sized NAVA flag, made by the D[e]ttra Flag Co., hung behind the speakers' stand.

**Note:** The November 18, 1967 annual meeting (NAVA 1) minutes clarifies that the flag committee's selection of a design and the manufacture of that

FLAG SPECIFICATIONS		
NAVA		
Year designed: 1967	Designer: Harry F. Manogg	
Mfg dimensions (inches): Hoist: 48		Fly: 74
Mfg ratio: 2:3	Fringe color: Spanish gold	Mfg type: appliqué
Manufacturer: Dixie Flag and Banner (San Antonio, Texas)		Year mfg: 2016
Citations: NN 1:1, <a href="#">p. 1</a> ; NN 1:3, <a href="#">p. 2</a> ; July 28, 1971 executive board meeting <a href="#">minutes</a> ; NN 5:1, <a href="#">p. 2</a> ; NN 6:1, <a href="#">p. 2</a> ; NN 9:1, <a href="#">p. 1</a> ; NN 14:2, <a href="#">p. 6</a> ; 1982 AM minutes, <a href="#">p. 1</a> ; NN 15:5, <a href="#">p. 2</a> ; 1992 AM minutes, <a href="#">p. 2</a> ; NN 30:5, <a href="#">pp. 1, 3</a> ; 1996 AM minutes, <a href="#">pp. 1–3</a>		

design were done before the first annual meeting and the adoption of the Association's bylaws. The design was not approved by the membership or the executive board by a formal vote, but was instead the subject of a resolution expressing the Association's appreciation:

The NAVA Flag- The following resolution was adopted, on a motion by Mr. [Whitney] Smith, seconded by Mr. [Robert] Gauron:

Whereas Harry Manogg designed the flag which represents the North American Vexillological Association; and

Whereas a Committee consisting of Linda Stock, Gary Grahl, and Tim Hill

undertook the task of choosing this design from among those submitted; and Whereas the Dettra Flag Co. manufactured two examples of this flag and made a gift of them to the Association; then

Be it resolved that the North American Vexillological Association extends to Mrs. Stock and to Messrs. Manogg, Grahl, and Hill a vote of sincere thanks for their part in creating this uniquely appropriate flag; and that it hereby expresses its special gratitude to the Dettra Flag Co. for graciously providing the Association with the two handsome copies of the flag. On a separate motion by Dr. [Emmet] Mittlebeeler and seconded by Mr. [William] Dwiggin, the Corresponding Secretary is to send individual messages of appreciation, to the committee members and to the Dettra Flag Co.

[July 28, 1971 executive board minutes]

The flag of the North American Vexillological Association is composed of three triangles separated by a white inverted chevron. The hoist and fly right triangles are red and the isosceles triangle between the arms of the chevron is dark blue. The shades of red and blue correspond to numbers 70180 and 70075 of the Standard Color Card of America (9th edition, 2nd issue), respectively. The relation of width to length of the flag is 2:3. The hypotenuses of the red triangles correspond to lines drawn respectively from the upper hoist and upper fly corners of the flag to the center point of the lower edge of the flag and form the outer lines of the chevron. The base of the blue triangle is as long as the flag is wide and its legs, forming the inner lines of the chevron, are drawn parallel to the hypotenuses of the red triangles.

**Note:** The executive board's description of the NAVA flag was not published in *NAVA News* at that time, and it is unclear if this description was ever published elsewhere.

[1981] It was at this meeting [1971] the NAVA lapel pin was introduced by Mr. Arthur A. Burry [of Toronto].



[1982] Bill Spangler of Deltra Flag Co. offered to remake the Corresponding Secretary's flag and a large NAVA flag. . . . A request to consider red, white, and blue fringe for the NAVA flag was also referred to the Executive Board.

[1992 incorporation of flag's design into Bylaws section 2.02(a)]

The association flag shall be composed of three triangles separated by a white inverted chevron. The hoist and fly right triangles shall be red (Standard Color Card of America number 70180 (9th edition, 2nd issue)) and the isosceles triangle between the arms of the chevron shall be dark blue (Standard Color Card of America number 70075 (9th edition, 2nd issue)). The relation of width to length of the flag shall be 2:3. The hypotenuses of the red triangles shall correspond to lines drawn respectively from the upper hoist and upper fly corners of the flag to the center point of the lower edge of the flag and shall form the outer lines of the chevron. The base of the blue triangle shall be as long as the flag is wide and its legs, forming the inner lines of the chevron, shall be parallel to the hypotenuses of the red triangles.

[1996 Bylaws amendment of section 2.02(a) "To change the outdated reference to The Standard Color Reference of America to the Pantone Matching System. No actual change in color is intended."]

The association flag shall be composed of three triangles separated by a white inverted chevron. The hoist and fly right triangles shall be red (Pantone Matching System number 193) and the isosceles triangle between the arms of the chevron shall be dark blue (Pantone Matching System number 281). The relation of width to length of the flag shall be 2:3. The hypotenuses of the red triangles shall correspond to lines drawn respectively from the upper hoist and upper fly corners of the flag to the center point of the lower edge of the flag and shall form the outer lines of the chevron. The base of the blue triangle shall be as long as the flag is wide and its legs, forming the inner lines of the chevron, shall be parallel to the hypotenuses of the red triangles.

**Notes:** David Martucci states that during Whitney Smith's presidency (1967–1977) the Association did not own flags; instead, Digby Chandler of Annin & Co. and William Spangler of Dettra Flag Co. provided flags as needed.

The disposition of the two 1967 Dettra flags is unknown. It is possible that one or both of them were acquired by The Flag Research Center.

James Ferrigan states that the Paramount NAVA flag was manufactured in 1979 and taken to the NAVA 13 annual meeting in Salem, Massachusetts by Ken Hughes, Paramount's co-owner and vice president. NAVA used the Paramount NAVA flag from NAVA 13 (1979) to NAVA 49 (Ottawa 2015).

In 2016 Dixie Flag and Banner manufactured a 4'x6' NAVA flag to match the 4'x6' FIAV flag manufactured in 2014, as well as the 4'x6' United States and Canada flags.

# NAVA (old)



### Historical References

**Notes:** David Martucci states that during Whitney Smith’s presidency (1967–1977) the Association did not own flags; instead, Digby Chandler of Annin & Co. and William Spangler of Dettra Flag Co. provided flags as needed.

The disposition of the two 1967 Dettra flags is unknown. It is possible that one or both of them were acquired by The Flag Research Center.

James Ferrigan states that the Paramount NAVA flag was manufactured in 1979 and taken to the NAVA 13 annual meeting in Salem, Massachusetts by Ken Hughes, Paramount’s co-owner and vice president. It was last used at NAVA 49 (Ottawa 2015).

FLAG SPECIFICATIONS		
NAVA (old)		
Year designed: 1967	Designer: Harry F. Manogg	
Mfg dimensions (inches): Hoist: 35		Fly: 60
Mfg ratio: 4:7	Fringe color: Spanish gold	Mfg type: appliqué
Manufacturer: Paramount Flag Co. (San Francisco, California)		Year mfg: 1979
Citations: NN 1:1, <a href="#">p. 1</a> ; NN 1:3, <a href="#">p. 2</a> ; July 28, 1971 executive board meeting <a href="#">minutes</a> ; NN 5:1, <a href="#">p. 2</a> ; NN 45:4 (#216), <a href="#">p. 3</a>		



FIAV




Historical References

Fondation de la F I A V  
FÉDÉRATION INTERNATIONALE DES ASSOCIATIONS DE VEXILLOLOGIE  
Dimanche, 3 septembre 1967, à l'Institut Gottlieb Duttweiler à Rüschlikon (Zurich)

...  
3. Le drapeau de la FIAV est hissé solennellement:  
le drapeau de la FIAV est hissé par Guido Mühlemann (6 ans), le petit garçon du secrétaire du Congrès [Louis Mühlemann, président de la SSV], au son des clairons de la Société de musique de garçons de la ville de Zurich. Les dames (ou, à défaut, les délégués d'associations) se tiennent par la main et forment un arc de cercle devant le mât du drapeau, chaque personne représentant un pays.

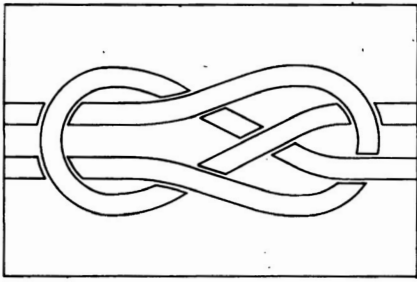
[English translation:  
Foundation of F I A V  
INTERNATIONAL FEDERATION OF VEXILLOLOGICAL ASSOCIATIONS  
Sunday, September 3, 1967, at the Institute Gottlieb Duttweiler in Rüschlikon (Zurich)

....

FLAG SPECIFICATIONS		
FIAV		
		
Year designed: 1967	Designer: Klaes Sierksma	
Mfg dimensions (inches): Hoist: 47      Fly: 70		
Mfg ratio: 2:3	Fringe color: Spanish gold	Mfg type: appliqué
Manufacturer: Dixie Flag Manufacturing Co. (San Antonio, Texas)		Year mfg: 2014
Citations: <i>Proceedings of the Second International Congress of Vexillology</i> , pp. 138, 143–145 (Zurich 1967; Société Suisse de Vexillologie, Zurich 1968); NN 6:1, p. 5; <i>Info-FIAV</i> 12, p. 19; <i>Info-FIAV</i> 18, pp. 19–20, 24; <i>Info-FIAV</i> 15, pp. 11, 17–19; <i>Info-FIAV</i> 19, p. 41; NN 32:5, pp. 4, 6; <i>Flag Bulletin</i> 39:3 (#193), pp. 90–108; <i>Info-FIAV</i> 24, pp. 5–7; NN 47:3–4 (#223), p. 1		

3. The FIAV flag is hoisted solemnly:  
The FIAV flag is hoisted by Guido Mühlemann (6 years), the little boy of the Secretary of the Congress [Louis Mühlemann, the SSV president], the sound of bugles by the Musical Society of the Boys of Zurich. The ladies (or, failing that, the delegates of associations) are holding hands and form an arc in front of the flagpole, each representing a country.]

....



Drapeau ( et pavillon ) de la FÉDÉRATION INTERNATIONALE DES ASSOCIATIONS DE VEXILLOLOGIE

Sur fond bleu et passant horizontalement du guindant au battant, deux drisses jaunes formant deux boucles entrelacées; les deux bouts de l'une des drisses mouvant du guindant, les deux bouts de l'autre drisse mouvant du battant.

Les drisses font allusion à l'étude des pavillons et drapeaux nationaux, etc. qu'elles servent à hisser. Le fond bleu du drapeau et les drisses évoquent la navigation, point de départ des premiers pavillons.

Les boucles entrelacées rappellent les lacs d'amour - bien connus des héraldistes - et symbolisent l'amitié qui unit les vexillologues de toutes les nations.

Les boucles formées par les drisses ressemblent à deux hémisphères; en y ajoutant les quatre bouts-des-drisses, on obtient le nombre 6 indiquant les six parties du monde. Ces éléments du drapeau soulignent donc le caractère international de notre Fédération. De plus, il convient de rappeler que plusieurs organisations internationales ont choisi la couleur bleue pour leurs drapeaux.

La position des drisses qui traversent le drapeau du guindant au battant et le fait que les bouts des drisses sont invisibles expriment bien l'étendue considérable, presque infinie, des études vexillologiques dans l'espace et dans le temps.

C'est Klaes Sierksma, le président du II<sup>e</sup> Congrès International de Vexillologie, qui eut l'idée de choisir pour emblème les drisses formant un noeud. Le projet initial, modifié par le comité du Congrès, fut ensuite remis à Paul Krog qui exécuta le dessin définitif ci-dessus. Le drapeau fut confectionné dans les ateliers de la maison Schaltegger & Cie de Zurich (Propriétaire et directeur: E. Oehrli).

#### Flagge der INTERNATIONALEN FÖDERATION DER GESELLSCHAFTEN FÜR FAHNEN- UND FLAGGENKUNDE

In Blau zwei waagrecht durch die ganze Flagge laufende gelbe Flaggenleinen, die zwei miteinander verknötete Schlingen bilden; die beiden Enden einer Flaggenleine aus dem Lick, die beiden Enden der anderen Leine aus dem fliegenden Flaggenende wachsend.

Die Flaggenleinen sind als Andeutung auf die Flaggenkunde aufzufassen. Blaue Grundfarbe und Flaggenleinen weisen auf die Schifffahrt, als die Heimat des Flaggenwesens hin.

Die Verknötung ist - nicht zuletzt durch ihre Ähnlichkeit mit dem in der Heraldik wohlbekannten Liebesknoten - Sinnbild der die Flaggenforscher aller Nationen verbindenden Freundschaft.

Die beiden Schlingen erinnern an die beiden Hemisphären; zusammen mit den vier Leinenenden ergeben sie die Zahl 6 für die sechs Erdteile, womit der internationale Charakter der Vereinigung zum Ausdruck kommt. Zudem benützen die meisten internationalen Organisationen Flaggen mit blauer Grundfarbe.

Die bedeutende, ja beinahe unbegrenzte Ausdehnung der vexillologischen Forschung im geographischen wie im zeitlichen Raume wird dank der durchlaufenden Stellung der Flaggenleinen, deren Enden nicht zu sehen sind, besonders hervorgehoben.

Der Gedanke, einen aus Flaggenleinen gebildeten Knoten als Hauptmotiv für die Föderationsflagge zu wählen, stammt von Klaes Sierksma, dem Präsidenten des II. internationalen Kongresses für Fahnen- und Flaggenkunde. Der durch das Kongresskomitee etwas abgeänderte ursprüngliche Entwurf wurde Paul Krog übergeben, der die endgültige Zeichnung ausführte. Die Herstellung der Flagge besorgte die Firma Schaltegger & Cie., Zürich (Inhaber und Geschäftsleiter: E. Oehrli).

#### Flag and banner of the INTERNATIONAL FEDERATION OF VEXILLOLOGICAL ASSOCIATIONS

On a blue field, extending horizontally from hoist to fly, two yellow halyards forming two interlaced loops.

The halyards allude to the study of flags and banners. The blue field and halyards evoke the maritime origins of the first flags.

The interlaced loops recall the love-knots well-known to heraldists and symbolize the friendship which unites vexillologists of all lands.

The loops formed by the halyards resemble two hemispheres and in adding the four ends of the halyards, we arrive at the number six, standing for the six parts of the world. These elements of the flag thus underline the international character of our Federation. It may also be recalled that blue appears in the flags of a number of international organizations.

The fact that the halyards extend across the whole flag and disappear beyond either end express the considerable - almost infinite - extent of vexillological studies in time and space.

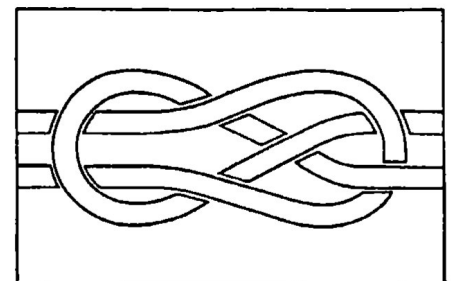
The initial design was created by Klaes Sierksma and slightly modified by the Congress Committee; the final design was realized by Paul Krog. Manufacturer: Schaltegger & Co., Zurich (Owner and Director: E. Oehrli).

[1989 FIAV Constitution]

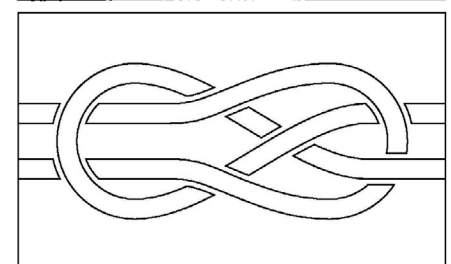
Art. 23 The flag of the Federation is as described and illustrated in the *Recueil du II Congrès International de Vexillologie Zurich 1967*. . . .

[1999 amendment to FIAV Constitution]

Art. 24 (a) FIAV's flag is described as follows: "On a blue field, extending horizontally from hoist to fly, two yellow halyards forming two interlaced loops." The color blue is defined as Pantone Matching System U293 and the color yellow is defined as Pantone Matching System U123. The Flag is illustrated as follows [top right]:



[2007 amendment to FIAV Constitution, which changed the FIAV flag art to that on the bottom right]



*continues on following page*


# FIAV (old)



continued from previous page

**Notes:** David Martucci states that during Whitney Smith's presidency (1967–1977) the Association did not own flags; instead, Digby Chandler of Annin & Co. and William Spangler of Dettra Flag Co. provided flags as needed. The Dettra FIAV flag was probably manufactured in 1978 or 1979 and was last used at NAVA 47 (Salt Lake City 2013).

In 2014 Dixie Flag Manufacturing Co. made a new FIAV flag for use by FIAV, and the Vexillological Association of the State of Texas purchased from Dixie a FIAV flag and donated it to NAVA. The 2014 Dixie FIAV flag in the NAVA Flag Collection is identical to the flag used by FIAV.



Raising of the FIAV flag, September 3, 1967, at the Institute Gottlieb Duttweiler in Rüschlikon (Zürich)

FLAG SPECIFICATIONS		
FIAB (old )		
Year designed: 1967	Designer: Klaes Sierksma	
Mfg dimensions (inches): Hoist: 35		Fly: 61
Mfg ratio: 4:7	Fringe color: Spanish gold	Mfg type: appliqué
Manufacturer: Dettra Flag Co. (Oaks, Pennsylvania)		Year mfg: 1978 or 1979
Citations: <i>Proceedings of the Second International Congress of Vexillology</i> , pp. 138, 143–145 (Zurich 1967; Société Suisse de Vexillologie, Zurich 1968); NN 45:4 (#216), p. 3		

# United States



## Historical References

**Notes:** David Martucci states that during Whitney Smith's presidency (1967–1977) the Association did not own flags; instead, Digby Chandler of Annin & Co. and William Spangler of Dettra Flag Co. provided flags as needed.

An older Dettra United States flag was probably manufactured in 1978 or 1979 and was last used at NAVA 49 (Ottawa 2015).

In 2016 Pete Van de Putte of Dixie Flag and Banner donated this Annin manufactured United States flag to NAVA to replace the existing Dettra manufactured United States flag in the NAVA Flag Collection (which had been damaged) and to match the size of the NAVA, FIAV, and Canada flags.

FLAG SPECIFICATIONS		
UNITED STATES		
Year designed: 1960	Designer: Unknown	
Mfg dimensions (inches): Hoist: 47      Fly: 71		
Mfg ratio: 2:3	Fringe color: Spanish gold	Mfg type: appliqué
Manufacturer: Annin Flagmakers (Roseland, New Jersey)		Year mfg: 2016
Citation: Executive Order 10834—The flag of the United States (August 21, 1959)		

# United States (old)



## Historical References

**Notes:** David Martucci states that during Whitney Smith's presidency (1967–1977) the Association did not own flags; instead, Digby Chandler of Annin & Co. and William Spangler of Dettra Flag Co. provided flags as needed.

The Dettra United States flag was probably manufactured in 1978 or 1979 and was last used at NAVA 49 (Ottawa 2015).

FLAG SPECIFICATIONS		
UNITED STATES (old)		
Year designed: 1960	Designer: Unknown	
Mfg dimensions (inches): Hoist: 35      Fly: 62		
Mfg ratio: 4:7	Fringe color: Spanish gold	Mfg type: appliqué
Manufacturer: Dettra Flag Co. (Oaks, Pennsylvania)		Year mfg: 1978 or 1979
Citations: Executive Order 10834—The flag of the United States (August 21, 1959); NN 45:4 (#216), <a href="#">p. 3</a> ; NN 48:3 (#226), <a href="#">p. 21</a>		



# Canada



## Historical References

**Notes:** David Martucci states that during Whitney Smith's presidency (1967–1977) the Association did not own flags; instead, Digby Chandler of Annin & Co. and William Spangler of Dettra Flag Co. provided flags as needed.

A Dettra Canada flag was probably manufactured in 1978 or 1979 and donated to the Association. All that is known about when it was replaced by this Dettra manufactured Canada flag, which is currently used by the Association, is that the replacement occurred before June 10, 1998 when Annin & Co. acquired Dettra Flag Co.

FLAG SPECIFICATIONS		
CANADA		
Year designed: 1965	Designer: George F.G. Stanley	
Mfg dimensions (inches): Hoist: 46		Fly: 72
Mfg ratio: 5:8	Fringe color: Spanish gold	Mfg type: appliqué
Manufacturer: Dettra Flag Co. (Oaks, Pennsylvania)		Year mfg: before June 10, 1998
Citations: The Proclamation of the National Flag of Canada (January 28, 1965); NN 45:4 (#216), <a href="#">p. 3</a>		


# Canada (old)



## Historical References

**Notes:** David Martucci states that during Whitney Smith's presidency (1967–1977) the Association did not own flags; instead, Digby Chandler of Annin & Co. and William Spangler of Dettra Flag Co. provided flags as needed.

This Dettra Canada flag was probably manufactured in 1978 or 1979 and donated to the Association. It is not known when it was replaced by the Dettra manufactured Canada flag currently used by the Association, other than the replacement occurred before June 10, 1998 when Annin & Co. acquired Dettra Flag Co.

FLAG SPECIFICATIONS			
CANADA (old)			
Year designed: 1965	Designer: George F.G. Stanley		
Mfg dimensions (inches): Hoist: 45		Fly: 70	
Mfg ratio: 5:8	Fringe color: Spanish gold	Mfg type: appliqué	
Manufacturer: Dettra Flag Co. (Oaks, Pennsylvania)		Year mfg: 1978 or 1979	
Citation: The Proclamation of the National Flag of Canada (January 28, 1965)			



# OFFICER FLAGS & WHITNEY SMITH FLAG



# President




## Historical References

[1977] [A] vote of appreciation is to be sent to Dettra Company for producing nylon flags for the NAVA officers.

[1981] It was at this meeting [NAVA 8] that the personal flags of rank of officers of NAVA, designed by Dr. Whitney Smith, were first introduced.

[1987] The Executive Board decided that exofficers would be entitled to display the normal rank flag for the office in question with the red and blue colors reversed. The first such flag was made for former president Grace Cooper and presented to her during the course of the meeting. The red background and dark blue chevron of the flags of current officers derive from the NAVA flag. The special emblem added (in gold) is in each case an authentic symbol from a traditional culture, appropriate to the officer's duties. Thus the Cheyenne Indian wohehiv, a star symbolizing guidance and hope, suggests presidential responsibilities. . . . The flags, designed by Whitney Smith, were first made in 1977.

FLAG SPECIFICATIONS			
PRESIDENT			
Year designed: 1974	Designer: Whitney Smith		
Mfg dimensions (inches): Hoist: 24	Fly: 26		
Mfg ratio: 1:1	No fringe	Mfg type: appliqué	
Manufacturer: Dettra Flag Co. (Oaks, Pennsylvania)		Year mfg: 1977	
Citations: NN 10:4, <a href="#">p. 7</a> ; 1977 AM minutes, <a href="#">p. 2</a> ; NN 14:2, <a href="#">p. 6</a> ; <i>Flag Bulletin</i> 26:5 (#122), p. 237; NN 30:5, <a href="#">pp. 2, 8</a> ; NN 42:4 (#204), <a href="#">p. 4</a> ; NN 47:3–4 (#223), <a href="#">p. 11</a> ; NN 48:3 (#226), <a href="#">p. 7</a>			



# First vice president

(formerly vice president 1967–1997)



## Historical References

[1977] [A] vote of appreciation is to be sent to Dettra Company for producing nylon flags for the NAVA officers.

[1981] It was at this meeting [NAVA 8] that the personal flags of rank of officers of NAVA, designed by Dr. Whitney Smith, were first introduced.

[1987] The Executive Board decided that exofficers would be entitled to display the normal rank flag for the office in question with the red and blue colors reversed. The first such flag was made for former president Grace Cooper and presented to her during the course of the meeting. The red background and dark blue chevron of the flags of current officers derive from the NAVA flag. The special emblem added (in gold) is in each case an authentic symbol from a traditional culture, appropriate to the officer's duties. . . . The Mongolian flame used by the [first] vice president [(formerly the vice president)] stands for continuity and renaissance . . . The flags, designed by Whitney Smith, were first made in 1977.

FLAG SPECIFICATIONS		
FIRST VICE PRESIDENT (formerly vice president)		
Year designed: 1974	Designer: Whitney Smith	
Mfg dimensions (inches): Hoist: 24		Fly: 26
Mfg ratio: 1:1	No fringe	Mfg type: appliqué
Manufacturer: Dettra Flag Co. (Oaks, Pennsylvania)		Year mfg: 1977
Citations: NN 10:4, <a href="#">p. 7</a> ; 1977 AM minutes, <a href="#">p. 2</a> ; NN 14:2, <a href="#">p. 6</a> ; <i>Flag Bulletin</i> 26:5 (#122), p. 237; NN 30:5, <a href="#">pp. 2, 8</a> ; 1997 AM minutes, <a href="#">pp. 2, 4–7</a> ; NN 42:4 (#204), <a href="#">p. 4</a> ; NN 47:3–4 (#223), <a href="#">p. 11</a> ; NN 48:3 (#226), <a href="#">p. 7</a>		



# Second vice president

(formerly corresponding secretary 1967–1997)



## Historical References

[1977] [A] vote of appreciation is to be sent to Dettra Company for producing nylon flags for the NAVA officers.

[1981] It was at this meeting [NAVA 8] that the personal flags of rank of officers of NAVA, designed by Dr. Whitney Smith, were first introduced.

[1982] Thomas Carrier reported on the Ceremonies Committee. He recommended that the Corresponding Secretary's flag be replaced and an inventory of NAVA items be kept. . . . Bill Spangler of Deltra Flag Co. offered to remake the Corresponding Secretary's flag and a large NAVA flag.

[1987] The Executive Board decided that exofficers would be entitled to display the normal rank flag for the office in question with the red and blue colors reversed. The first such flag was made for former president Grace Cooper and presented to her during the course of the meeting. The red background and dark blue chevron of the flags of current officers derive from the NAVA flag. The special emblem added (in gold) is in each case an authentic symbol from a traditional culture, appropriate to the officer's duties. . . . The . . . [second vice president (formerly the recording secretary)] uses . . . an Ashanti symbol of welcome and love for one another. The flags, designed by Whitney Smith, were first made in 1977.

**Note:** This flag has disappeared twice.

FLAG SPECIFICATIONS		
SECOND VICE PRESIDENT (formerly corresponding secretary)		
Year designed: 1974	Designer: Whitney Smith	
Mfg dimensions (inches): Hoist: 24		Fly: 26
Mfg ratio: 1:1	No fringe	Mfg type: appliqué
Original manufacturer: Dettra Flag Co. (Oaks, Pennsylvania)		Year originally mfg: 1977 and replacement probably 1983
Manufacturer: Dixie Flag Manufacturing Co. (San Antonio, Texas)		Year mfg: 2016
Citations: NN 10:4, p. 7; 1977 AM minutes, p. 2; NN 14:2, p. 6; 1982 AM minutes, p. 1; NN 15:5, p. 2; <i>Flag Bulletin</i> 26:5 (#122), p. 237; NN 30:5, pp. 2, 8; 1997 AM minutes, pp. 2, 4–7; NN 42:4 (#204), p. 4; NN 47:3–4 (#223), p. 11; NN 48:3 (#226), p. 7		



# Secretary

(formerly recording secretary 1967–1997)



## Historical References

[1977] [A] vote of appreciation is to be sent to Dettra Company for producing nylon flags for the NAVA officers.

[1981] It was at this meeting [NAVA 8] that the personal flags of rank of officers of NAVA, designed by Dr. Whitney Smith, were first introduced.

[1987] The Executive Board decided that exofficers would be entitled to display the normal rank flag for the office in question with the red and blue colors reversed. The first such flag was made for former president Grace Cooper and presented to her during the course of the meeting. The red background and dark blue chevron of the flags of current officers derive from the NAVA flag. The special emblem added (in gold) is in each case an authentic symbol from a traditional culture, appropriate to the officer's duties. . . . The [secretary (formerly the recording secretary)] uses an Arab pen box . . . . The flags, designed by Whitney Smith, were first made in 1977.

FLAG SPECIFICATIONS		
SECRETARY (formerly recording secretary)		
Year designed: 1974		Designer: Whitney Smith
Mfg dimensions (inches): Hoist: 24      Fly: 26		
Mfg ratio: 1:1	No fringe	Mfg type: appliqué
Manufacturer: Dettra Flag Co. (Oaks, Pennsylvania)		Year mfg: 1977
Citations: NN 10:4, <a href="#">p. 7</a> ; 1977 AM minutes, <a href="#">p. 2</a> ; NN 14:2, <a href="#">p. 6</a> ; <i>Flag Bulletin</i> 26:5 (#122), p. 237; NN 30:5, <a href="#">pp. 2, 8</a> ; 1997 AM minutes, <a href="#">pp. 2, 4–7</a> ; NN 42:4 (#204), <a href="#">p. 4</a> ; NN 47:3–4 (#223), <a href="#">p. 11</a> ; NN 48:3 (#226), <a href="#">p. 7</a>		



# Treasurer



## Historical References

[1977] [A] vote of appreciation is to be sent to Dettra Company for producing nylon flags for the NAVA officers.

[1981] It was at this meeting [NAVA 8] that the personal flags of rank of officers of NAVA, designed by Dr. Whitney Smith, were first introduced.

[1987] The Executive Board decided that exofficers would be entitled to display the normal rank flag for the office in question with the red and blue colors reversed. The first such flag was made for former president Grace Cooper and presented to her during the course of the meeting. The red background and dark blue chevron of the flags of current officers derive from the NAVA flag. The special emblem added (in gold) is in each case an authentic symbol from a traditional culture, appropriate to the officer's duties. . . . The . . . phoenix—an emblem for tax collection in Thailand—figures in the flag of the treasurer. . . . The flags, designed by Whitney Smith, were first made in 1977.

FLAG SPECIFICATIONS		
TREASURER		
Year designed: 1974		Designer: Whitney Smith
Mfg dimensions (inches): Hoist: 24		Fly: 26
Mfg ratio: 1:1	No fringe	Mfg type: appliqué
Manufacturer: Dettra Flag Co. (Oaks, Pennsylvania)		Year mfg: 1977
Citations: NN 10:4, <a href="#">p. 7</a> ; 1977 AM minutes, <a href="#">p. 2</a> ; NN 14:2, <a href="#">p. 6</a> ; <i>Flag Bulletin</i> 26:5 (#122), p. 237; NN 30:5, pp. <a href="#">2, 8</a> ; NN 42:4 (#204), <a href="#">p. 4</a> ; NN 47:3–4 (#223), <a href="#">p. 11</a> ; NN 48:3 (#226), <a href="#">p. 7</a>		



# Past presidents



## Historical References

The Executive Board decided that exofficers would be entitled to display the normal rank flag for the office in question with the red and blue colors reversed. The first such flag was made [by Paramount Flag] for former president Grace Cooper and presented to her during the course of the meeting. The red background and dark blue chevron of the flags of current officers derive from the NAVA flag. The special emblem added (in gold) is in each case an authentic symbol from a traditional culture, appropriate to the officer's duties. Thus the Cheyenne Indian wohehiv, a star symbolizing guidance and hope, suggests presidential responsibilities. . . . The flags, designed by Whitney Smith, were first made in 1977.

**Notes:** In 1999 Harry Oswald had the past presidents flag made, and he consulted with the then-immediate past president Charles Spain, who had streamers made with the names and years of service for each past president. The streamer for Whitney Smith, the founder and first president, is gold, and the subsequent streamers rotate between red, white, and blue.

Oswald and Spain donated a pole-hemmed flag, streamers, and finial, steamer holder, and staff to the Association in 2000, and the flag was first displayed in public at NAVA 34 (East Lansing 2000). Tradition is for the flag to be kept by the immediate past president, although there is discussion about keeping this flag with the rest of the NAVA Flag Collection as this flag is part of the Collection.

FLAG SPECIFICATIONS		
PAST PRESIDENTS		
Year designed: 1987	Designer: Whitney Smith	
Mfg dimensions (inches): Hoist: 36		Fly: 34
Mfg ratio: 1:1	No fringe	Mfg type: appliqué
Manufacturer: Elmer's Flag and Banner (Portland, Oregon)		Year mfg: 2003
Citations: <i>Flag Bulletin</i> 26:5 (#122), p. 237; NN 30:5, <a href="#">pp. 2, 8</a> ; NN 37:4 (#184), <a href="#">p. 5</a>		

The flag photographed above is an outdoor version of the past presidents flag, made at the same time and in the same size as the indoor flag. This outdoor flag was given as a gift by Oswald to Spain. A photograph of the Association's indoor past presidents flag appears in *NAVA News* number 184.

*See list of past presidents on page 44*

# Whitney Smith




## Historical References

[1974] The personal flag of NAVA's President, Dr. Whitney Smith, was designed c 1960, and executed in damask in 1974. The flag is 24" square. Black hammer for Smith on white; white book bound in black on red for reading, writing, and publishing—and arms of Harvard (three books on red—Dr. Smith's alma mater[]). The flag was displayed at the eighth Annual Meeting in Baltimore, Maryland.

[2002] In 1960, Smith designed his own personal flag: square like a heraldic banner, two halves separated diagonally from the staff downward, with an open book in white outlined in black on the lower, red half "because I am a historian who writes books, also because three open books grace the flag of my alma mater, Harvard University." On the white half there is a black hammer, the tool of a smith. Smith who, through flags, retains the sense of adventure and excitement he has known since boyhood adds: "The white and black come from the Templars, and I have adopted their motto: 'Dear to my friends; deare to my foes.'"

[2014] A new addition to the banquet was the appearance of a 2' x 2' replica of Whitney Smith's personal flag.



FLAG SPECIFICATIONS		
WHITNEY SMITH		
Year designed: 1960	Designer: Whitney Smith	
Mfg dimensions (inches): Hoist: 23.5		Fly: 26.5
Mfg ratio: 1:1	No fringe	Mfg type: appliqué
Manufacturer: Dixie Flag Manufacturing Co. (San Antonio, Texas)		Year mfg: 2014
Citations: Caleb Bach, "Behind Bountiful Borders: Pursuing a Lifelong Passion, Whitney Smith Has Documented the Origins and Significance of Hundreds of Flags of the Hemisphere," <i>Américas</i> (English Edition) 54:6, <a href="#">p. 43</a> (Nov.-Dec. 2002); NN 7:3, <a href="#">p. 1</a> ; NN 22:3, <a href="#">p. 3</a> ; NN 34:1 (#169), <a href="#">pp. 9, 11</a> ; NN 47:3-4 (#223), <a href="#">p. 3</a>		

**Notes:** Dr. Smith had a small version of his personal flag, approximately 4" square, on his desk (pictured on left) at The Flag Research Center. This flag was sewn by his mother, Mildred Gaffney Smith, and was probably the first version of the flag to be made.

In 2014 Dixie Flag Manufacturing Co. made the replica of Dr. Smith's flag, and the Vexillological Association of the State of Texas purchased it from Dixie and donated it to NAVA.

*continued on page 44*

## A large, dense collage of various flags, including national, regional, and organizational flags, arranged in a circular pattern. The flags are overlapping and feature a wide variety of colors, symbols, and designs, such as stars, stripes, and heraldic motifs. The collage is set against a background of large, light-colored geometric shapes.

# NAVA O ■ 1967



Boston, Massachusetts ■ U.S.A. ■  
Boston University ■ June 3–4, 1967

### Historical References

[1964] The attention of our readers is directed to the new Flag Research Center emblem which appears on our cover. This was designed and executed by vexillologist-artist Louis Loynes of London, to whom we are greatly indebted. The motif incorporated a zephyr (gentle breeze) in the form of a ship bearing a flag. The zephyr is regardant, symbolizing research, which involves looking back into history.

[2002] In 1964, as a logo for his Flag Research Center, [Whitney Smith] adopted a design proposed by British artist Louis Loynes [who later joined NAVA]. It is a heraldic zephyr consisting of a ship in the form of a swan, a reminder that at a very early date flags flew from ships. Significantly, the ship's ensign blows forward, whereas the head of the swan looks backward to suggest that to progress in the study of flags, one must examine the past.



FLAG SPECIFICATIONS		
NAVA O		
Year designed: 1964	Designer: Whitney Smith	Flag type: banner
Mfg dimensions (inches): Hoist: 23.5      Fly: 26		
Mfg ratio: 1:1	Fringe color: silver	Mfg type: appliqué
Manufacturer: Dixie Flag Manufacturing Co. (San Antonio, Texas)		Year mfg: 2014
Citations: <i>Flag Bulletin</i> 4:1 (#13), p. 22; Caleb Bach, "Behind Bountiful Borders: Pursuing a Lifelong Passion, Whitney Smith Has Documented the Origins and Significance of Hundreds of Flags of the Hemisphere," <i>Américas</i> (English Edition) 54:6, pp. 40, 42 (Nov.-Dec. 2002); Organizational meeting minutes, pp. 1–2; NN 2:1, p. 3; NN 14:2, p. 6; NN 47:3–4 (#223), p. 12		

**Notes:** NAVA was organized by The Flag Research Center. To the left is a photograph of the original banner, now part of the Dolph Briscoe Center for American History's Whitney Smith Flag Research Center Collection at The University of Texas at Austin. The original banner was never owned by NAVA.

In 2014 Dixie Flag Manufacturing Co. made two replicas of the banner for The Flag Research Center. In 2016, The Flag Research Center donated one of the banners to NAVA.

It is not known if the The Flag Research Center banner was used at the organizational meeting, but NAVA uses the banner for NAVA O as a tribute to Dr. Smith.

*continued on page 40*

continued from page 39

The organizational meeting has been previously referred to as "NAVA 0 [zero]," which has sometimes been misinterpreted as a renumbering to correct a mistake. However, there is no mistake in the numbering of the annual meetings because the organizational meeting was not an annual meeting. The first annual

meeting occurred when the initial "by-laws" were adopted on November 18, 1967 (the Association was incorporated as an Illinois not-for-profit corporation on March 19, 1968). To eliminate confusion, the organizational meeting is referred to here as "NAVA 0 [letter 'O']" for "organizational."

# NAVA 1 ■ 1967

Purchase (White Plains), New York ■ U.S.A. ■  
Manhattanville College ■ November 18–19,  
1967

NAVA 1 NO FLAG PRODUCED

Citations: NN 1:3, p. 1; 1967 AM minutes, pp. 1–2; NN 30:5, p. 3

# NAVA 2 ■ 1968

Chillum, Maryland ■ U.S.A. ■ DeSales Hall  
School of Theology ■ October 12–13, 1968

NAVA 2 NO FLAG PRODUCED

Citations: NN 2:1, p. 1; 1968 AM minutes, pp. 1–2; NN 30:5, p. 3

## NAVA Articles of Incorporation

Filing Fee \$25.00, FORM NP-29

2-710

**ARTICLES OF INCORPORATION**  
UNDER THE  
**GENERAL NOT FOR PROFIT CORPORATION ACT**  
(These Articles Must Be Filed in Duplicate)

(Do Not Write in This Space)

Date Paid 3-19-68  
Filing Fee 25  
Clerk

To PAUL POWELL, Secretary of State, Springfield, Illinois.

We, the undersigned, (Not less than three)

Name	Number	Street	Address City	State
Whitney Smith	17	Farmcrest Ave.	Lexington, Massachusetts	02173
Robert S. Gauron	1	S. 235 Pine Lane	Lombard, Illinois	60148
Emmet V. Nittlebeeler	2007	Grasmere Drive	Louisville, Kentucky	40205

being natural persons of the age of twenty-one years or more and citizens of the United States, for the purpose of forming a corporation under the "General Not For Profit Corporation Act" of the State of Illinois, do hereby adopt the following Articles of Incorporation:

- The name of the corporation is: North American Vexillological Association
- The period of duration of the corporation is: perpetual (Please state "perpetual" or a definite number of years)
- The address of its initial Registered Office in the State of Illinois is: 1 S. 235 Pine Lane  
Street in the village of Lombard (50148) County of DuPage and  
the name of its initial Registered Agent at said Address is: Robert S. Gauron
- The first Board of Directors shall be five in number, their names and addresses being as follows:  
(Not less than three)

Name	Number	Street	Address City	State
Whitney Smith	17	Farmcrest Ave.	Lexington, Massachusetts	02173
Pierre C. Lux-Wurm	9	DeKalb Ave.	White Plains, New York	10605
Robert S. Gauron	1	S. 235 Pine Lane	Lombard, Illinois	60148
Thomas M. Hill, Jr.	102	Mt. Vernon St.	Boston, Massachusetts	02110

5. The purpose or purposes for which the corporation is organized are:  
to promote vexillology as the scientific study of flags, including, but not limited to, the bringing into closer cooperation any and all persons interested in any and all aspects of flags, such as their history, significance, specification, use, and manufacturing; the furthering of a strong and growing interest in flags as a serious study or an avocation; promotion of research into the origins, history, and symbolism of flags; publications on flags and vexillology; formulation of standards for flag terminology, methodology, and data recording; cooperation with other vexillological associations, agencies, and research centers, and foundations of whatever type; and representation of vexillologists of North America on an international level.

ACKNOWLEDGMENT

3-710

District of Columbia  
City of Washington

I, Talma M. Baldwin, a Notary Public do hereby certify that on the 1st day of March 1968 Emmet V. Nittlebeeler personally appeared before me and being first duly sworn by me acknowledged that he signed the foregoing document and declared that the statements therein contained are true.

IN WITNESS WHEREOF, I have hereunto set my hand and seal the day and year above written.

Talma M. Baldwin  
Notary Public

COMMONWEALTH OF MASSACHUSETTS  
County of Suffolk

I, William F. Perry, a Notary Public do hereby certify that on the 8th day of March 1968 Whitney Smith personally appeared before me and being first duly sworn by me acknowledged that he signed the foregoing document and declared that the statements therein contained are true.

IN WITNESS WHEREOF, I have hereunto set my hand and seal the day and year above written.

William F. Perry  
Notary Public

(NOTE: Any special provision authorized or permitted by statute to be contained in the Articles of Incorporation, may be inserted above.)

(INCORPORATORS MUST SIGN BELOW)

\* Whitney Smith  
Emmet V. Nittlebeeler  
Robert S. Gauron

INCORPORATORS

STATE OF ILLINOIS,  
County of Cook

I, P. T. PELTUS, a Notary Public do hereby certify that on the 16th day of MARCH, 1968, ROSS S. GAURON personally appeared before me and being first duly sworn by me acknowledged that he signed the foregoing document in the respective capacities therein set forth and declared that the statements therein contained are true.

IN WITNESS WHEREOF, I have hereunto set my hand and seal the day and year above written.

PLACE (NOTARIAL SEAL) My Commission Expires Jan. 7, 1971

P. T. PELTUS  
Notary Public

4852 430426

FORM NP-29

ARTICLES OF INCORPORATION  
under the  
GENERAL NOT FOR PROFIT  
CORPORATION ACT  
of

FILED  
MAR 19 1968  
Paul Powell  
Secretary of State

These Articles Must Be Recorded and Filed at  
Filing Fee \$15.00  
Rec. 1. 1148

# NAVA 3 ■ ICV 3 ■ 1969



Boston, Massachusetts ■ U.S.A. ■  
Boston University (The Castle and  
Sherman Union) and the Massachusetts  
State House ■ September 5–7, 1969

### Historical References

NAVA 3 was held in conjunction with the 3rd International Congress of Vexillology and, as such, this flag's colors are drawn from a former congress flag and the FIAV flag (International Federation of Vexillological Associations). The flag has a white field with a triangle of royal blue whose apex is at the center of the fly and whose base is along the hoist. There are three golden-yellow crowns vertically aligned at the hoist. The colors recall the blue and white banner of the Zurich Congress and the blue and gold of the FIAV flag. The colors are also those of the City of Boston and the Commonwealth of Massachusetts and appear in the flags of some of the sponsors, such as the Flag Research Center and the North American Vexillological Association.

The three crowns symbolize that this was the third vexillological congress. In addition the three crowns are characteristic of Boston, since they appear in many local coats of arms, including those of Boston University, the Episcopal bishopric, and the lawyer's association. Ultimately they derive from the arms of Boston, England, thus emphasizing the close historical ties between symbolism in the Old World and the New. The triangle is a spearhead to new achievements in the field of flag research which the Congress promoted.

FLAG SPECIFICATIONS		
NAVA 3 • ICV 3		
Year designed: 1969	Designer: Whitney Smith	
Mfg dimensions (inches): Hoist: 34      Fly: 72		
Mfg ratio: 1:2	Fringe color: Spanish gold	Mfg type: appliqué
Manufacturer: Dominion Regalia Limited (Toronto, Ontario)		Year mfg: 1969
Citations: NN 3:1, <a href="#">pp. 1–2</a> ; 1969 AM minutes, <a href="#">p. 1</a> ; NN 29:5, <a href="#">pp. 3–4</a> ; NN 30:5, <a href="#">pp. 3–4</a> ; NN 44:3 (#211) <a href="#">cover</a>		



**Notes:** It is possible that this was an outdoor Congress flag that was later converted to an indoor pole-hemmed flag. The original large indoor Congress flag may belong to The Flag Research Center, which was also a Congress organizer.

David Martucci states that this flag was made in Toronto because Annin and Dettra balked at manufacturing a 1:2 flag. Whitney Smith, the Congress host, instead used a Canadian manufacturer that had no difficulty with a 1:2 flag.

Keen-eyed heraldrists will note that the “three crowns” are, in fact, coronets.

# NAVA 4 ■ 1970

Pittsburgh, Pennsylvania ■ U.S.A. ■ The Flag Plaza Foundation ■ October 10–11, 1970

---

NAVA 4 NO FLAG PRODUCED

---

Citations: NN 3:4, [p. 1](#); NN 4:1, [p. 1](#); 1970 AM minutes, [p. 1](#); NN 30:5, [p. 3](#)

---

# NAVA 5 ■ 1971

Ottawa, Ontario ■ Canada ■ National Library and Public Archives Building ■ October 23–24, 1971

---

NAVA 5 NO FLAG PRODUCED

---

Citations: NN 5:1, [p. 2](#); 1971 AM minutes, [p. 1](#); NN 30:5, [p. 3](#)

---

# NAVA 6 ■ 1972

Chicago, Illinois ■ U.S.A. ■ Sheraton-Chicago Hotel ■ October 28–29, 1972

---

NAVA 6 NO FLAG PRODUCED

---

Citations: NN 6:1, [p. 1](#); 1972 AM minutes, [pp. 1–2](#); NN 30:5, [p. 3](#)

---

# NAVA 7 ■ 1973

Valley Forge, Pennsylvania ■ U.S.A. ■ Freedoms Foundation (General MacArthur Building) ■ November 2–4, 1973

---

NAVA 7 NO FLAG PRODUCED

---

Citations: NN 6:1, [pp. 1, 4](#); NN 6:4, [pp. 1–2](#); 1973 AM minutes, [p. 1](#); NN 30:5, [p. 3](#)

---

# NAVA 8 ■ 1974

Baltimore, Maryland ■ U.S.A. ■ Lord Baltimore Hotel ■ October 12–14, 1974

---

NAVA 8 NO FLAG PRODUCED

---

Citations: NN 7:3, [p. 2](#); 1974 AM minutes, [p. 1](#); NN 30:5, [p. 3](#)

---

# NAVA 9 ■ 1975

Cleveland, Ohio ■ U.S.A. ■ Hollenden House ■ October 10–12, 1975

---

NAVA 9 NO FLAG PRODUCED

---

Citations: NN 8:4, [pp. 5–6](#); NN 9:1, [p. 1](#); 1975 AM minutes, [p. 1](#); NN 30:5, [p. 3](#)

---

# NAVA 10 ■ 1976

Toronto, Ontario ■ Canada ■ King Edward Sheraton Hotel ■ October 8–10, 1976

---

NAVA 10 NO FLAG PRODUCED

---

Citations: NN 10:2, [p. 5](#); 1976 AM minutes, [p. 1](#); NN 30:5, [p. 3](#)

---

# NAVA 11 ■ ICV 7 ■ 1977



Washington, District of Columbia ■ U.S.A. ■  
George Washington University ■  
June 10–14, 1977

## Historical References

[1975] Results of the contest to select a design for the official flag for the 1977 World Congress of Vexillology, which will be held here in the United States, have been announced. The winning design was submitted by Mr. Steven Stringfellow of Chicago. A bold, abstract “77” in red fimbriated white, is displayed on a blue field. Two Versions of the design were approved; a square one and a rectangular one. Stringfellow is Art Production Manager of Krantzen Studio, one of the nation’s largest catalogue photography studios. Stringfellow, like his father, has had a life-long career in graphic arts. His interest in flags began when he was only seven or eight; his mother brought him some small flags. His special interest is in modern flags and in political influences on flags. While serving in the U.S. Army, he wrote a series of weekly newspaper articles for an Army newspaper in Europe, dealing with the flags of NATO members, each accompanied by an illustration, to acquaint U.S. soldiers in Europe with the various flags they might see during their tour at duty.

The jury of selection, appointed at the NAVA meeting at Baltimore, included Paul Chadbourne Mills, Director of the Santa Barbara Museum of

FLAG SPECIFICATIONS		
NAVA 11 • ICV 7		
Year designed: 1975	Designer: Steven Stringfellow	
Mfg dimensions (inches): Hoist: 34.5		Fly: 58
Mfg ratio: 3:5	Fringe color: Spanish gold	Mfg type: appliqué
Original manufacturer: Paramount Flag Co. (San Francisco, California)		Year originally mfg: 1975
Manufacturer: Dettra Flag Co. (Oaks, Pennsylvania) (replica)		Year mfg: probably 1994
Citations: NN 7:3, <a href="#">p. 1</a> ; NN 8:2, <a href="#">p. 1</a> ; NN 10:3, <a href="#">p. 3</a> ; 1975 AM minutes, <a href="#">p. 1</a> ; 1976 AM minutes, <a href="#">p. 1</a> ; 1977 AM minutes, <a href="#">p. 1</a> ; NN 24:6, <a href="#">p. 2</a> ; 1991 AM minutes, <a href="#">p. 1</a> ; 1992 AM minutes, <a href="#">p. 2</a> ; 1994 AM minutes, <a href="#">p. 1</a> ; NN 29:5, <a href="#">pp. 4, 6</a> ; NN 30:5, <a href="#">pp. 3-4</a>		

Art, Chairman; Anders Holmquist, artist and flag designer of New York City; and James Clark of Bel Air, Maryland.

The rectangular version of the flag was produced in time to be shown at the World Congress in Holland [ICV 6], and was made by the firm of NAVA member John Tuteur, Paramount Flags of San Francisco.

Stringfellow is an enthusiastic fan, He states, “My interests have been greatly enhanced over the years by the work the Flag Research Center has done and made available through its publications. I still have the very first mimeographed copy of the Flag Bulletin. Unfortunately, during military service and the immediate years thereafter, I lost contact with the Center. So, my library is not as complete as I would like it to be. [continued on page 44](#)

## NAVA 11 *continued from page 43*

"I, as I am sure many others are, am personally indebted most directly to Dr. Whitney Smith, Jr. who has done such an unbelievable amount of work in a field he has made known as Vexillology."

[1997] The flag has a dark blue field with a red abstract "77," fimbriated white, incorporated into its design. This figure has several symbolic references. First, one "7" signifies this was the Seventh International Congress of Vexillology. Since this flag was also used for NAVA 11, which was being held in conjunction with the ICV 7, the number "11" is represented by the diagonal white upright section of the "77." The double numeral sevens represent the year of the Congress, 1977. Finally, the figure symbolizes the reason the Congress was held in Washington, D.C., the capital of the United States, to commemorate the bicentennial of the adoption of the national flag by the Continental Congress on June 14, 1777. The colors red, white, and blue are found in the flags of the host nation, the United States, and Congress organizer, the North American Vexillological Association.

**Notes:** The flag was originally manufactured in 1975 by Paramount Flag Co. (San Francisco). The 1991 annual meeting minutes state that Lynn Knights indicated "NAVA's Washington conference flag was missing." This assumed that the Congress flag belonged to the Association, instead of belonging to The Flag Research Center, which was also a Congress organizer.

Another flag was manufactured and donated by Bill Spangler of Dettra Flag Co., probably in 1994, after an inventory of the NAVA Flag Collection was conducted by James J. Ferrigan III and Richard A. Kenny at the request of the executive board.

## Past presidents / Anciens présidents

*continued from page 36*

Whitney Smith+, Ph.D. LF FF WSF FFI FVAST (1967–1977)

John Lyman+, Ph.D. (1977)

The Rt. Rev'd D. Ralph Spence (1977–1978)

The Rev. John R. B. Szala+, M.Ed. (1978–1980)

Robert S. Gauron+ (1980–1981)

John M. Purcell+, Ph.D. FF WSF (1981–1983)

Grace Rogers Cooper+, WSF (1983–1986)

Doreen Braverman (1986–1987)

Woodrow W. Ridgeway+ (1987–1989)

Donald T. Healy (1989–1991)

Scot M. Guenter, Ph.D. LF FF WSF FVAST (1991–1994)

Nicholas A. Artimovich 2d (1994–1996)

Charles A. Spain, Jr., J.D. WSF (1996–1998)

David B. Martucci (1998–2004)

Peter A. Ansoff (2004–2008)

Hugh L. Brady, J.D. FF (2008–2014)

## Whitney Smith *continued from page 37*

Dr. Smith's flag is the badge of the Whitney Smith Fellows. It is 1 1/2 inches square and is pictured below at actual size.



# NAVA 12 ■ 1978



Montgomery, Alabama ■ U.S.A. ■  
Downtowner Motor Inn and Tumbling  
Waters Museum ■ October 7–9, 1978

### Historical References

[1978] The [Tumbling Waters] Museum [of Flags], the only one in the world devoted to the study of flags and flag-related objects and symbolism, is also planning to show a special exhibition for the event, “Personal Flags of North Americans: An Introduction to the People”, which will include contemporary personal flags from many different sources.

[1997] The exact symbolism of this flag remains unknown. Dr. Whitney Smith’s recollections are that the flag represents people of the three races of Man looking forward to the future of vexillology.

**Notes:** This was the first non-International Congress of Vexillology NAVA annual meeting for which a meeting flag was designed.

Less is known about this annual meeting flag than any other. It may have been designed for the “Personal Flags of North Americans: An Introduction to the People” exhibition. The flag was probably manufactured locally in Montgomery, Alabama by Tidmore Flag and Banner.

This is the only flag in the NAVA Flag Collection that has the word “NAVA” on it. The NAVA O and 12 flags are the only flags in the NAVA Flag Collection that have words other than numbers on them.

FLAG SPECIFICATIONS		
NAVA 12		
Year designed: 1978	Designer: Charles E. Brannon	
Mfg dimensions (inches): Hoist: 34	Fly: 60	
Mfg ratio: 4:7	Fringe color: Spanish gold	Mfg type: appliqué
Manufacturer: probably Tidmore Flag and Banner (Montgomery, Alabama)		Year mfg: 1978
Citations: NN 11:1, <a href="#">p. 3–4</a> ; NN 11:2, <a href="#">p. 5</a> ; 1978 AM minutes, <a href="#">p. 1</a> ; NN 30:5, <a href="#">pp. 3–4</a> ; NN 44:3 (#211) <a href="#">cover</a>		

# NAVA 13 ■ 1979



Salem, Massachusetts ■ U.S.A. ■  
The Hawthorne Inn ■ October 5–8, 1979

### Historical References

The flag incorporates symbols to indicate both the meeting's venue, Salem, Massachusetts, and its number, 13. Salem is famous for its 17th century “witch trials,” which the flying black witch, fimbriated white, represents. The colors of orange and black are the traditional colors of Halloween, the holiday associated with witches. The 13 stripes, seven black and six orange, complete the design and signify the number of the annual meeting.

**Note:** At this annual meeting the practice began of Paramount Flag Co. (San Francisco) providing the indoor meeting flag, Dettra Flag Co. providing the outdoor meeting flag, and Annin & Co. providing the small hand-waver meeting flags. This practice continued through NAVA 21 / ICV 12 (San Francisco 1987).

FLAG SPECIFICATIONS			
NAVA 13			
Year designed: 1979	Designer: Alfred Znamierowski		
Mfg dimensions (inches): Hoist: 35	Fly: 62.5		
Mfg ratio: 4:7	Fringe color: Spanish gold	Mfg type: appliqué	
Manufacturer: Paramount Flag Co. (San Francisco, California)		Year mfg: 1979	
Citations: NN 12:1, <a href="#">p. 6</a> ; NN 12:2, <a href="#">p. 6</a> ; NN 12:4, <a href="#">pp. 6, 9</a> ; 1979 AM minutes, <a href="#">p. 1</a> ; NN 30:5, <a href="#">pp. 4-6</a> ; NN 44:3 (#211), <a href="#">p. 5</a>			



# NAVA 14 ■ 1980



St. Louis, Missouri ■ U.S.A. ■  
Saint Louis University ■ October 3–6, 1980

## Historical References

[From the designer] Originally designed for the still-born St. Louis Flag Society, which I attempted to organize here several years ago, the flag makes the same statement now as it did at that time: NAVA in St. Louis.

The St. Louis organization would have been, in my mind at least, an offspring of the larger parent organization, the North American Vexillological Association. Since I joined in 1972, I had thought to set up a local body but, shortly thereafter when I made my attempt, it was to no avail.

This is not to be construed as a lack of interest in flags and flag-related subjects in St. Louis. On the contrary, there are flag enthusiasts in St. Louis as there are doubtless in every North American city; they either just were disinterested in belonging to such a local organization or they did not hear about my plan to establish one, even though it was written up by a columnist in one of the local newspapers. At any rate, the idea was scrapped then, and in the interval this colorful and, I think, attractive flag design was left to languish in a file folder.

Last October when it was determined in Salem that NAVA-14 was to be held in St. Louis, I decided, as Hostess for the meeting, that I wanted to carry on the tradition of a special meeting flag which was begun in Montgomery, Alabama's NAVA-12 conference and continued at NAVA-13 last year in Salem, Massachusetts.

My initial plan was to hold a flag-design contest, a suggestion made by Alfred Znamierowski, designer of the delightful witch flag used so appropriately

FLAG SPECIFICATIONS		
NAVA 14		
Year designed: 1980		Designer: Dorothy H. Claybourne
Mfg dimensions (inches): Hoist: 34.5		Fly: 65
Mfg ratio: 1:2	Fringe color: Spanish gold	Mfg type: appliqué
Manufacturer: Paramount Flag Co. (San Francisco, California)		Year mfg: 1980
Citations: NN 14:1, <a href="#">p. 9</a> ; 1980 AM minutes, <a href="#">p. 1</a> ; NN 30:5, <a href="#">pp. 5–6</a> ; NN 44:3 (#211) <a href="#">cover</a>		



in Salem. While preparing an article announcing the details of the contest for NAVA News, I inadvertently came upon the folder of the “ill-fated” St. Louis Flag Society. Once again I recognized the merits of the design, but I made no decision about it as the NAVA-14 flag then. Almost indifferently, I sent the design to President John Szala who reacted very favorably. It was thereupon agreed between us to make my design the special meeting flag.

The NAVA-14 flag incorporates the red, white and blue NAVA flag as its basic design. Then I centered the blue fleur de-lis on the golden bezant (bezant being the heraldic term for coin, thus standing for the Louisiana Purchase) from the St. Louis city flag at the base of the chevron. More than the Gateway Arch at the Riverfront or the Statue of St. Louis IX in Forest Park, the fleur de lis symbolizes to me the city of St. Louis. You see—NAVA in St. Louis.

For which we must give due thanks: The 5x8’ outdoor NAVA-14 flag has been made by the Dettra Flag Company, the 3x5’ indoor flag by Paramount, and the 12”x18” flags for all who are convening in St. Louis by Annin and Company.

# NAVA 15 ■ ICV 9 ■ 1981



Ottawa, Ontario ■ Canada ■ National Library and Public Archives Building ■ August 24–27, 1981

## Historical References

The flag of the 9th International Congress of Vexillology and NAVA 15 is imbued with meaningful symbolism.

The square form of the flag is suggestive of a heraldic banner and recognizes that the meeting is being held in cooperation with the Heraldry Society of Canada [Société héraldique] du Canada.

The entire flag's colors are those of the Canadian flag, red and white.

The maple leaf is the official symbol of Canada and holds a place of honor on the flag. Imprinted upon it is the Peace Tower [properly, the Centre Block of the Parliament Buildings], the symbol of Ottawa, the site of the meeting.

The two lower points of the maple leaf and the stem signify that the three international congresses of vexillology have been held in North America: Boston, Washington, D.C., and Ottawa.

The nine points of the upper leaf designate that this meeting is the ninth international congress.

Dr. Whitney Smith, Director of the Flag Research Center in Winchester, Massachusetts, designed this flag which will be raised over Canada's proud and beautiful capital on August 24th.

## FLAG SPECIFICATIONS

NAVA 15 • ICV 9

Year designed: 1981 Designer: Whitney Smith

Mfg dimensions (inches): Hoist: 30 Fly: 36

Mfg ratio: 4:5 Fringe color: Spanish gold Mfg type: printed

Manufacturer: Canadiana Banners and Flags (Mississauga, Ontario) Year mfg: 1981

Citations: NN 14:2, [p. 1](#); NN 14:4, [p. 2](#); 1981 AM minutes, [p. 1](#); NN 29:5, [pp. 4, 6](#); NN 30:5, [pp. 5–6](#); NN 44:3 (#211) [cover](#)

**Notes:** James Ferrigan states that Paramount Flag Co. (San Francisco) manufactured an appliqué indoor flag that was used at the Congress / annual meeting. The flag was kept by Paramount owner John Tuteur and still exists.

James Croft states that the printed variant photographed above was manufactured by Canadiana Banners and Flags (Mississauga, Ontario) at the time of the Congress.

It is not known how this flag was used in connection with the Congress / annual meeting.

# NAVA 16 ■ 1982



Pittsburgh, Pennsylvania ■ U.S.A. ■  
William Penn Hotel and National Flag  
Foundation ■ October 8–10, 1982

Historical References

The flag for NAVA-16, our next annual meeting October 8-10 in Pittsburgh, was designed by the talented Alfred Znamierowski of the Flag Design Center in New Jersey. The design utilizes the colors of Pittsburgh's city flag, black and yellow, and shows an isosceles triangle in yellow with its base the entire width of the hoist and its apex in the exact center of the fly. The remainder of the field is black, as is the unique star-design of sixteen stars placed nearly equidistant between the hoist and the flag's center. The artist-designer says that the arrangement of the 16 stars denotes a meeting of close friends in this, our sixteenth meeting. The yellow triangle further symbolizes Pittsburgh's famous Golden Triangle, the downtown site where the Allegheny and Monongahela Rivers join to form the Ohio. (The Flag Plaza and William Penn Hotel are only a few blocks away.)

FLAG SPECIFICATIONS		
NAVA 16		
Year designed: 1982	Designer: Alfred Znamierowski	
Mfg dimensions (inches): Hoist: 35      Fly: 62		
Mfg ratio: 4:7	Fringe color: Spanish gold	Mfg type: appliqué
Manufacturer: Paramount Flag Co. (San Francisco, California)		Year mfg: 1982
Citations: NN 15:2, <a href="#">p. 2</a> ; NN 15:3, <a href="#">p. 1</a> ; NN 15:5, <a href="#">pp. 2, 3</a> ; 1982 AM minutes, <a href="#">p. 1</a> ; NN 25:3, <a href="#">p. 4</a> ; NN 30:5, <a href="#">pp. 5–6</a> ; NN 44:3 (#211) <a href="#">cover</a>		

# NAVA 17 ■ 1983




New York, New York ■ U.S.A. ■  
Hotel St. Moritz ■ October 14–16, 1983

### Historical References

NAVA member Phil Allen of Berkeley, California, designed the official flag for NAVA 17 and explained the flag's symbolism in the following way:

The field is white, blue hoist and orange fly—colors of New York City's flag. The saltire cross motif suggests: 1) the city's maritime significance, a port-of-call for cargo and humanity; 2) the jack of the Netherlands, the first European power to colonize the town; 3) the vexillological 'V'.

The apple is a symbol of New York City today[, which is] commonly referred to as "the big apple." Its red color completes the representation of NAVA's livery in the flag. The "cutout" 17 within the apple can be read by viewers on either side of the banner. The "1" in '17' is arched at each end to honor the 100th anniversary of the Brooklyn Bridge whose towers feature such arches. The entire apple device is intended to resemble a subway token, New York's true "key to the city."

FLAG SPECIFICATIONS		
NAVA 17		
Year designed: 1983	Designer: Phil Allen	
Mfg dimensions (inches): Hoist: 35		Fly: 62
Mfg ratio: 4:7	Fringe color: Spanish gold	Mfg type: appliqué
Manufacturer: Paramount Flag Co. (San Francisco, California)		Year mfg: 1983
Citations: NN 16:3, <a href="#">p. 1</a> ; 1983 AM minutes, <a href="#">p. 1</a> ; NN 30:5, <a href="#">pp. 4, 6</a> ; NN 44:3 (#211) <a href="#">cover</a>		



# NAVA 18 ■ 1984



Vancouver, British Columbia ■ Canada ■  
Hotel Georgia ■ October 5–7, 1984

### Historical References

The green colored hoist symbolizes the peninsula on which Vancouver lies. In the center of the hoist in white are a crossed ax and oar, representing the timber and shipping industries respectively. These two symbols are derived from the Vancouver civic badge and also appears on the civic flag. Framing the green hoist is a white “V” on its edge, with its point towards the fly, fimbriated red, white, and dark blue, the colors of the NAVA flag. The “V” represents vexillology. The fly of the flag is white with three wavy blue lines representing the ocean. The crossed ax and oar form an “X,” “V,” and along with the three stripes, create the Roman numeral “XVIII,” which is the convention’s number.

FLAG SPECIFICATIONS		
NAVA 18		
Year designed: 1984	Designer: Ralph G. Holberg III	
Mfg dimensions (inches): Hoist: 36      Fly: 63		
Mfg ratio: 4:7	Fringe color: Spanish gold	Mfg type: appliqué
Manufacturer: Paramount Flag Co. (San Francisco, California)		Year mfg: 1984
Citations: NN 17:2, <a href="#">p. 4</a> ; NN 17:6, <a href="#">p. 1</a> ; 1984 AM minutes, <a href="#">p. 1</a> ; NN 30:5, <a href="#">pp. 4, 6</a> ; NN 44:3 (#211) <a href="#">cover</a>		



# NAVA 19 ■ 1985




Kansas City, Missouri ■ U.S.A. ■ Ramada Inn Southeast ■ October 11–13, 1985

Historical References

A beautiful red, white and blue flag was designed for NAVA 19 by Ralph G. Holberg III, a lawyer from Mobile, Alabama.

The colors are used both in the city flag of Kansas City as well as in the state flag of Missouri.

Kansas City is located on the banks of the Missouri River and is represented by the blue in the flag. The V for vexillology forms the channel for the river. The inter-locking hearts, the symbols of the city, are similar to the design in the city's flag. The Roman numeral 19 appears in red in this symbol. The banks of the river are also red. All on a field of white.

FLAG SPECIFICATIONS			
NAVA 19			
Year designed: 1985	Designer: Ralph G. Holberg III		
Mfg dimensions (inches): Hoist: 36	Fly: 61		
Mfg ratio: 3:5	Fringe color: Spanish gold	Mfg type: appliqué	
Manufacturer: Paramount Flag Co. (San Francisco, California)		Year mfg: 1985	
Citations: NN 18:4, <a href="#">p. 1</a> ; 18:6, <a href="#">pp. 2, 3</a> ; 1985 AM minutes, <a href="#">pp. 1–2</a> ; NN 30:5, <a href="#">pp. 4, 6</a> ; NN 44:3 (#211) <a href="#">cover</a>			



# NAVA 20 ■ 1986



Bordentown (Trenton), New Jersey ■  
U.S.A. ■ Bordentown Sheraton and Trenton  
War Memorial ■ October 10–12, 1986

Historical References

The flag contains the Roman numeral XX to indicate the number of the convention. The canton bears the NAVA flag, while the blue lower hoist field and the yellow lower fly field reflects the civic flag of the host city of Trenton, New Jersey, a vertically divided bicolor of blue and yellow. The flag is swallowtailed and its shape recalls Trenton's military past, as it was the site of two Revolutionary War battles.

FLAG SPECIFICATIONS		
NAVA 20		
Year designed: 1986		Flag type: guidon
Designer: Donald T. Healy and James J. Ferrigan III		
Mfg dimensions (inches): Hoist: 35      Fly: 61		Midpoint of guidon: 47.5
Mfg ratio: 4:7	Fringe color: Spanish gold	Mfg type: appliqué
Manufacturer: Paramount Flag Co. (San Francisco, California)		Year mfg: 1986
Citations: NN 19:4, <a href="#">pp. 2, 4</a> ; 1986 AM minutes, <a href="#">p. 1</a> ; NN 30:5, <a href="#">pp. 4–6</a> ; NN 44:3 (#211) <a href="#">cover</a>		



# NAVA 21 ■ ICV 12 ■ 1987



San Francisco, California ■ U.S.A. ■  
University of San Francisco—Lone  
Mountain Conference Center ■  
August 12–16, 1987

Historical References

The Congress flag places the black and gold phoenix from the original 1899 San Francisco flag on a V-shaped white field between red and blue, thus combining the colors of the Host City, State, and Country with those of FIAV and NAVA. The 12 outside wingfeathers signify XII ICV, and along with 9 flame points signify NAVA 21. It was designed by Jim Ferrigan, Whitney Smith, and James Croft.

**Notes:** There was also a NAVA 21 / 1CV 12 “red ensign” for flying on board ships. The “red ensign” consists of the NAVA 21 / ICV 12 flag in the canton of a red field and was flown as a “courtesy flag” from the ship’s main masts.

The NAVA 21 / 1CV 12 “red ensign” is not owned by the Association and is not a part of the NAVA Flag Collection because the Collection is limited to the large indoor flags.

FLAG SPECIFICATIONS			
NAVA 21 • ICV 12			
Year designed: 1987			
Designers: James J. Ferrigan III, Whitney Smith, and James A. Croft			
Mfg dimensions (inches): Hoist: 36      Fly: 60			
Mfg ratio: 3:5	Fringe color: Spanish gold	Mfg type: appliqué	
Manufacturer: Paramount Flag Co. (San Francisco, California)		Year mfg: 1987	
Citations: NN 20:4, <a href="#">p. 1</a> ; NN 20:6, <a href="#">p. 1</a> ; 1987 AM minutes, <a href="#">p. 1</a> ; <i>Flag Bulletin</i> 28:1–4 (#130), pp. 1–13; NN 29:5, <a href="#">pp. 5–6</a> ; NN 30:5, <a href="#">pp. 5–7</a> ; NN 44:3 (#211) <a href="#">cover</a>			

# NAVA 22 ■ 1988




Portsmouth, New Hampshire ■ U.S.A. ■  
Sheraton Portsmouth Hotel ■  
October 7–9, 1988

**Historical References**

The design for the NAVA 22 flag was drawn by Ralph Holberg of Mobile Alabama. The stylized sailboat, in full sail white on a blue field (color of Argentine flag), displays at the top a pennant in the NAVA colors and signal flags P, N, H, for Portsmouth, New Hampshire, the site of this year's annual meeting.

FLAG SPECIFICATIONS		
NAVA 22		
Year designed: 1988	Designer: Ralph G. Holberg III	
Mfg dimensions (inches): Hoist: 35.5      Fly: 62		
Mfg ratio: 4:7	Fringe color: white	Mfg type: appliqué
Manufacturer: Dettra Flag Co. (Oaks, Pennsylvania)		Year mfg: 1988
Citations: NN 21:2, <a href="#">p. 1</a> ; NN 21:6, <a href="#">p. 5</a> ; 1988 AM minutes, <a href="#">p. 1</a> ; NN 30:5, <a href="#">pp. 5–6</a> ; NN 44:3 (#211), <a href="#">p. 5</a>		





**All Nations  
Flag Co., Inc.**  
KANSAS CITY, MO.  
(816) 842-8798

# NAVA 24 ■ 1990



North York (Toronto), Ontario ■ Canada ■  
Novotel Hotel North York ■ October 5–7,  
1990

## Historical References

The designer of the winning entry is Sandra Armstrong, who works with Canada’s Defense Ministry [Department of National Defence / Ministère de la Défense nationale] in Ottawa. Sandra, a long-time and active member of NAVA, is a co-host of the NAVA 24 Conference in Metro Toronto this October.

On the flag, whose vertical bars and large central panel recall the design of Canada’s National Flag, appears a trillium in white and gold. The trillium is the floral emblem of the province of Ontario. NAVA’s colours of red, white and blue complete the symbolism.

**Note:** Kevin Harrington, a host of the annual meeting, states that All Nations Flag Co. (Toronto) manufactured this flag.

FLAG SPECIFICATIONS	
NAVA 24	
Year designed: 1990	Designer: Sandra Armstrong
Mfg dimensions (inches): Hoist: 34.5      Fly: 72	
Mfg ratio: 1:2	Fringe color: gold
Mfg type: appliqué with printed emblem	
Manufacturer: All Nations Flag Co. (Toronto, Ontario)	Year mfg: 1990
Citations: NN 23:5, <a href="#">p. 1</a> ; 1990 AM minutes, <a href="#">p. 1</a> ; NN 30:5, <a href="#">pp. 4, 7</a> ; NN 41:4 (#200), <a href="#">p. 2</a> ; NN 44:3 (#211) <a href="#">cover</a>	


# NAVA 25 ■ 1991



Minneapolis, Minnesota ■ U.S.A. ■  
Marquette Hotel ■ October 11–13, 1991

**Historical References**

On a blue field a white V surcharged with a gold star. A red ribbon entwines around V and star to form the stylized figure 25.  
The “V” stands for vexillology, the red, white and blue for NAVA, the gold star for Minnesota whose light illuminates our conference.  
The red ribbon and star derive from the Minnesota state flag. The lines of the V also may represent the Upper Mississippi river where it is broken by St. Anthony’s Falls at the lower center of the flag. This indicates the site of Minneapolis, the host city.

FLAG SPECIFICATIONS			
NAVA 25			
Year designed: 1991	Designer: Kevin Harrington		
Mfg dimensions (inches): Hoist: 35.5		Fly: 61	
Mfg ratio: 4:7	Fringe color: Spanish gold	Mfg type: appliqué	
Manufacturer: Dettra Flag Co. (Oaks, Pennsylvania)		Year mfg: 1991	
Citations: NN 24:4, <a href="#">p. 1</a> ; NN 24:5, <a href="#">p. 2</a> ; 1991 AM program, p. 13; 1991 AM minutes, <a href="#">p. 1</a> ; NN 30:5, <a href="#">pp. 4, 7</a> ; NN 41:4 (#200), <a href="#">p. 2</a> ; NN 44:3 (#211) <a href="#">cover</a>			



# NAVA 26 ■ 1992



San Antonio, Texas ■ U.S.A. ■ Emily Morgan Hotel ■ October 9–11, 1992

## Historical References

The convention committee has selected a flag. Having received about fifteen entries from four vexillographers, the decision was not all that easy. The final design is a modification of one submitted by John Gamez, of San Antonio. The flag as approved is horizontally divided blue over green, fimbriated white. The dividing line renders a silhouette of the Alamo, San Antonio's most famous landmark. A red "V" for vexillology, also fimbriated white, is superimposed over the field, and bears two white, five-pointed stars on the upper portions of each arm and a single white, six-pointed star at the base. The total number of star-points is twenty-six. The colors reflect San Antonio's "Tex-Mex" heritage.

**Note:** Pete Van de Putte, a host of the annual meeting, states that Dettra Flag. Co. manufactured this flag.

FLAG SPECIFICATIONS		
NAVA 26		
Year designed: 1992	Designer: John H. Gámez	
Mfg dimensions (inches): Hoist: 35.5      Fly: 57.5		
Mfg ratio: 5:8	Fringe color: Spanish gold	Mfg type: appliqué
Manufacturer: Dettra Flag Co. (Oaks, Pennsylvania)		Year mfg: 1992
Citations: NN 25:4, <a href="#">p. 1</a> ; 1992 AM program, p. 14; 1992 AM minutes, <a href="#">p. 1</a> ; NN 30:5, <a href="#">pp. 4, 7</a> ; NN 41:4 (#200), <a href="#">p. 2</a> ; NN 44:3 (#211) <a href="#">cover</a>		

# NAVA 27 ■ 1993



Portland, Maine ■ U.S.A. ■ Holiday Inn by the Bay ■ October 8–11, 1993

### Historical References

As striking as it is in black and white, the NAVA 27 flag in the NAVA colors of red, white and blue was spectacular flying at the International Harbor in Portland; it was very festive in 4" x 6" form at each place at the banquet tables, and as a cake! John Szala, the designer, shares the meaning of the design. White is for the purity of intent, red for the passion for research, and blue for the dedication to the principles of the organization. The red and white concentric circles express the ever expanding field of vexillology and all embracing outreach for present and future members. The blue Star-points represent the earth's continents, the extended one for North America. The white pine tree is the official tree of Maine, the home of NAVA 27. It's a great flag.

**Note:** Dave Martucci, a host of the annual meeting, states that Dettra Flag Co. manufactured this flag.

FLAG SPECIFICATIONS		
NAVA 27		
Year designed: 1993	Designer: John R. B. Szala	
Mfg dimensions (inches): Hoist: 35		Fly: 61.5
Mfg ratio: 4:7	Fringe color: white	Mfg type: appliqué
Manufacturer: Dettra Flag Co. (Oaks, Pennsylvania)		Year mfg: 1993
Citations: NN 25:6, <a href="#">p. 6</a> ; NN 26:6, <a href="#">p. 1</a> ; 1993 AM minutes, <a href="#">p. 1</a> ; NN 30:5, pp. <a href="#">4–5</a> , <a href="#">7</a> ; NN 41:4 (#200), <a href="#">p. 2</a> ; NN 44:3 (#211) <a href="#">cover</a>		

# NAVA 28 ■ 1994



Portland, Oregon ■ U.S.A. ■ Portland  
Downtown Holiday Inn ■ October 7–9, 1994

## Historical References

The convention flag's design is based on the NAVA flag. The two green triangles reflect the mountains of Oregon, while the color green symbolizes the forests. The white stripes signify the snow caps on these mountains in winter, especially famous Mt. Hood. The blue is emblematic of the lakes and rivers in the state. Oregon's nickname is the "Beaver State," and the beaver on the flag is derived and positioned as it appears on the reverse of the state flag. Together this symbolism indicates NAVA's 28th convention site, Portland, Oregon.

**Note:** The presumption is that Dettra Flag Co. manufactured this flag, as Dettra manufactured the flags for NAVA 25, 26, 27, and 29. It is possible that Elmer's Flag and Banner (Portland, Oregon) manufactured this flag, but no one associated with NAVA 28 or Elmer's can confirm this.

FLAG SPECIFICATIONS		
NAVA 28		
Year designed: 1994	Designer: Donald T. Healy	
Mfg dimensions (inches): Hoist: 35      Fly: 60.5		
Mfg ratio: 4:7	Fringe color: Spanish gold	Mfg type: appliqué
Manufacturer: Dettra Flag Co. (Oaks, Pennsylvania) (see note)		Year mfg: 1994
Citations: NN 27:5, <a href="#">p. 2</a> ; 1994 AM minutes, <a href="#">p. 1</a> ; NN 30:5, <a href="#">pp. 5, 7</a> ; NN 41:4 (#200), <a href="#">p. 2</a> ; NN 44:3 (#211) <a href="#">cover</a>		

# NAVA 29 ■ 1995



Covington (Cincinnati, Ohio), Kentucky ■  
U.S.A. ■ Quality Inn Riverview ■  
October 6–8, 1995

### Historical References

The design was submitted by Mr. Secundino Fernandez of New York City. His description is as follows:  
The background of this flag is formed by the basic forms and colors of the flag of the City of Cincinnati. The white stands for purity with the wavy blue lines standing for the Ohio River. Superimposed is a large red V form derived from the NAVA flag. Within the triangle formed by the V is a red letter C which stands for the City of Cincinnati as is depicted on the flag of the city.  
The members of the Great Waters Association of Vexillology wish to thank Mr. Fernandez as well as the others who sent entries.

FLAG SPECIFICATIONS		
NAVA 29		
Year designed: 1995	Designer: Secundino Fernandez	
Mfg dimensions (inches): Hoist: 35.5      Fly: 61		
Mfg ratio: 4:7	Fringe color: Spanish gold	Mfg type: appliqué
Manufacturer: Dettra Flag Co. (Oaks, Pennsylvania)		Year mfg: 1995
Citations: NN 28:2, <a href="#">p. 3</a> ; NN 28:3, <a href="#">p. 6</a> ; 1995 AM minutes, <a href="#">p. 1</a> ; NN 30:5, <a href="#">pp. 5, 7</a> ; NN 41:4 (#200), <a href="#">p. 2</a> ; NN 44:3 (#211) <a href="#">cover</a>		



# NAVA 30 ■ 1996



Sacramento, California ■ U.S.A. ■ Fountain Suites Hotel ■ October 11–13, 1996

## Historical References

The Flag of NAVA XXX was compiled by the NAVA XXX co-hosts, Rich Kenny and Jim Ferrigan. The convention flag is based upon the swallow tail white over red field of the historic “California 100,” the only unit formed in California to fight in the Civil War. The red Bear and Star in the upper white half of the flag are to commemorate the sesquicentennial of the original “Bear Flag” of Sonoma. The three Golden Xs, bordered in blue, in the lower half are the Roman Numeral for 30, and each X designated 50 years of history since the original “Bear Flag” was raised in Sonoma 150 years ago. To acknowledge the Sesquicentennial of the Bear Flag was the reason the NAVA XXX Convention was applied for and held in Sacramento. We would also like to say that if you counted all the Vs which are part of the three Xs you would count 30. The colors of Red, White and Blue, the colors of the NAVA Flag, are all present in the flag as well as gold which is the designate for the State of California “The Golden State.” A swallow-tail configuration was chosen since NAVA 20 also designed a swallow-tail and it was suggested that a new tradition be declared that each even decade flag (devisable by 10) be designed in a swallow-tail field.

FLAG SPECIFICATIONS		
NAVA 30		
Year designed: 1995		Flag type: guidon
Designers: Richard A. Kenny and James J. Ferrigan III		
Mfg dimensions (inches): Hoist: 35	Fly: 58.5	Midpoint of guidon: 46
Mfg ratio: 3:5	Fringe color: Spanish gold	Mfg type: appliqué
Manufacturer: The Flag Store (Sonoma, California)		Year mfg: 1996
Citations: NN 29:6, <a href="#">pp. 1, 3</a> ; 1996 AM minutes, <a href="#">pp. 1–3</a> ; NN 30:5, <a href="#">pp. 5, 7</a> ; NN 44:3 (#211) <a href="#">cover</a>		

**Note:** James Ferrigan, a host of the annual meeting, states that The Flag Store (Sonoma, California) manufactured this flag.

# NAVA 31 ■ 1997



Chicago, Illinois ■ U.S.A. ■ Blackstone  
Hotel ■ October 10–12, 1997

## Historical References

The flag is based on the Chicago city flag. On a white field are two sky blue stripes forming a "V" for vexillology. The four red six-pointed stars are arranged 3 and 1 to signify this is the 31st NAVA convention.

**Note:** Randy Smith, an owner of Advertising Flag Co. (Chicago, Illinois), states that his company manufactured this flag.

## FLAG SPECIFICATIONS

NAVA 31

Year designed: 1997 Designer: John M. Purcell

Mfg dimensions (inches): Hoist: 34.5 Fly: 58

Mfg ratio: 3:5 Fringe color: Spanish gold Mfg type: appliqué

Manufacturer: Advertising Flag Co. (Chicago, Illinois)

Year mfg: 1997

Citations: NN 30:5, [p. 7](#); NN 30:6, [pp. 1, 3](#); 1997 AM program, p. 9; 1997 AM minutes, [p. 1](#)

# NAVA 32 ■ 1998



Ville de Québec, Québec ■ Canada ■  
Loews Hôtel Le Concorde ■  
October 9–12, 1998

### Historical References

[July-Aug. 1998] The NAVA 32 convention flag, designed by NAVA member and former *NAVA News* editor Jim Croft, echoes the colors and design elements found in the flags of both Québec and Québec City, and recalls flags of many vexillological associations. The white inverted chevron forms a “V” to signify vexillology, the scientific study of flags. The crenelated border is taken from the Québec City flag, and symbolizes its status as North America’s first walled city. The white area also represents Old Québec contained within the walls, while the blue denotes the St. Lawrence River on which shores the city was built. The two colors are white and a shade of royal blue (Pantone matching system 281). The flag is in the ration of 1:2.

[Nov.-Dec. 1988] The flag for NAVA 32 derives its symbols and colors of blue and white from both the Québec provincial and Québec City flags. The fleur-de-lis is prominently display[ed] on the flag to commemorate the 50th anniversary of the present Québec flag, affectionately known as the “fleurdelis” flag. As the premier symbol of Québec, it also denotes that NAVA 32 is being held for the first time in Québec City—the heart of French Canada.

FLAG SPECIFICATIONS		
NAVA 32		
Year designed: 1998	Designer: James A. Croft	
Mfg dimensions (inches): Hoist: 35.5      Fly: 71.5		
Mfg ratio: 1:2	Fringe color: Spanish gold	Mfg type: appliqué
Manufacturer: L'Étendard (Ville de Québec, Québec)		Year mfg: 1998
Citations: NN 31:4, <a href="#">p. 1</a> ; NN 31:6, <a href="#">p. 2</a> ; 1998 AM program, p. 12; 1998 AM minutes, <a href="#">p. 1</a> ; NN 44:3 (#211) <a href="#">cover</a>		

The embattled white chevron is taken from the crenellated border of the Québec City flag and symbolizes that today this is the only walled city in North America. While the white section of the flag represents the area of Old Québec within the walls, the blue signifies the St. Lawrence River which flows past the city. The name “Québec” comes from the Algonquin word for “narrow passage” or “strait” and was first used in reference to the narrowing of the St. Lawrence River near Québec City. The flag visually plays upon the name “Québec”, as the blue area at the base of the flag becomes smaller toward the top, implying a narrowing effect. The white chevron is derived from the NAVA flag and forms a “V” to signify vexillology, the subject of which is the focal point of every NAVA annual meeting.

# NAVA 33 ■ ICV 18 ■ 1999



Victoria, British Columbia ■ Canada ■  
Laurel Point Inn ■ July 28–August 2, 1999

Historical References

[1998] Incorporating a maple leaf similar in design to that of Canada, modified in the style of the CFA [Canadian Flag Association]. The “V” represents the word “vexillology” and the name “Victoria,” site of the Congress, located on “Vancouver” Island. It is depicted in three stripes of blue-white-red, in the style of the NAVA Flag and also the colors of the US Flag. The stylized gold waves on blue recall the flag of British Columbia and are the colors of FIAV. Designer: Truman Pope.

[1999] The maple leaf and the colors red (Pantone Matching System 485) and white symbolize Canada, the host country. The leaf’s depiction in the counter-charged form is borrowed from the flag of the Canadian Flag Association/L’Association canadienne de vexillologie (CFA), one of the two co-hosts. The red, white, and blue (Pantone Matching System 285) inverted chevrons are borrowed from the flag of the North American Vexillological Association (NAVA), the other co-host. The yellow (Pantone Matching System yellow) and blue waves are borrowed from the British Columbia flag, the host province, and represent Victoria and Vancouver Island’s relationship to the

FLAG SPECIFICATIONS		
NAVA 33 • ICV 18		
Year designed: 1999		Designer: Truman G. Pope
Mfg dimensions (inches): Hoist: 34.5      Fly: 53.5		
Mfg ratio: 5:8	Fringe color: old gold	Mfg type: printed
Manufacturer: The Flag Shop (Vancouver, British Columbia)		Year mfg: 1999
Citations: NN 31:6, <a href="#">pp.1, 2</a> ; NN 32:1–2, <a href="#">p. 9</a> ; <i>Info-FIAV</i> 12, <a href="#">p. 2</a> ; 1999 AM minutes; NN 44:3 (#211) <a href="#">cover</a>		

western Pacific Ocean, i.e., the western sun over the Pacific.

The blue and yellow colors are borrowed from the FIAV flag, thus linking the three associations responsible for the Congress—FIAV, CFA, and NAVA. The three inverted chevrons also represent “The Eighteenth International Congress of Vexillology, Victoria, Vancouver Island, British Columbia, Canada.” The Congress flag is balanced by the upward pull of the maple leaf and the downward pull of the waves, and has a ratio of 2:3. The Congress flag also serves as the flag of NAVA’s thirty-third annual convention. The flag’s designer is Truman G. Pope of Muncie, Indiana, USA. . . .

# NAVA 34 ■ 2000



East Lansing, Michigan ■ U.S.A. ■ Kellogg Hotel & Conference Center, Michigan State University ■ October 6–8, 2000

Historical References

Designed by John Purcell. The white V in the center of the red M symbolizes “Vexillology in Michigan.” Adding the remainder of the white to provide a second M gives us the Roman numeral MM for “in the Year 2000.” The blue field recalls the blue field of Michigan’s flag. The design is suggestive of both the NAVA and GWAV flags, and the colors are also found in the Canadian (red, white) and US flags (red, white, blue). Proportions 3:5.

**Note:** Peter Kinderman, an owner of Flaggs U.S.A. (Cincinnati, Ohio) and a host of the annual meeting, states that Flaggs U.S.A. manufactured this flag.

FLAG SPECIFICATIONS		
NAVA 34		
Year designed: 2000	Designer: John M. Purcell	
Mfg dimensions (inches): Hoist: 35      Fly: 59.5		
Mfg ratio: 3:5	Fringe color: Spanish gold	Mfg type: appliqué
Manufacturer: Flaggs U.S.A. (Cincinnati, Ohio)		Year mfg: 2000
Citations: NN 33:2 (#167), <a href="#">p. 16</a> ; 2000 AM program, p. 3; 2000 AM minutes; NN 44:3 (#211), <a href="#">p. 5</a>		

# NAVA 35 ■ 2001



Norfolk, Virginia ■ U.S.A. ■ James Madison Hotel ■ October 5–7, 2001

Historical References

The flag proposed is composed of a white V with a red triangle which stands for NAVA, superimposed on a flag reminiscent of the flag for Hampton Roads. The parts of the flag for Hampton Roads and their significance are as follows. The blue panel evokes the predominantly maritime and naval character of the Hampton Roads region, which is the [United States] nation's primary naval base on the Eastern Seaboard, the East Coast's second largest seaport, and the country's primary center of shipbuilding and ship repair. The green panel stands for the region's land-based agriculture, industry, and arts. The white wavy line represents the sand and surf that help make the region one of the nation's most visited tourist destinations—from Colonial Williamsburg, Jamestown, and Yorktown to Norfolk's Chrysler Museum and the famous resort area at Virginia Beach. In all, the flag evokes the motto for the region which is "Hampton Roads—where Virginia meets the sea", with a V for NAVA's convention celebration there, and with its colors—red, white and blue.

**Note:** David Martucci, the president during the annual meeting, states that Annin & Co. manufactured this flag.

FLAG SPECIFICATIONS		
NAVA 35		
Year designed: 2001	Designer: Secundino Fernandez	
Mfg dimensions (inches): Hoist: 34.5		Fly: 62
Mfg ratio: 4:7	Fringe color: gold	Mfg type: appliqué
Manufacturer: Annin & Co. (Roseland, New Jersey)		Year mfg: 2001
Citations: NN 34:2 (#170), <a href="#">p. 1</a> ; 2001 AM minutes; NN 42:4 (#204), <a href="#">p.14</a>		

# NAVA 36 ■ 2002



Aurora (Denver), Colorado ■ U.S.A. ■  
Denver Airport Marriott at Gateway Park  
August 30–September 1, 2002

Historical References


The Flag of NAVA 36—Denver, Colorado—August 30–September 1, 2002 was chosen by a panel of judges. The same basic design was submitted by two members, who will share credit, Dave Martucci and Secundino Fernandez.

Based on the flags of the City and County of Denver and of NAVA, it represents the sun of Denver over the “V” of Vexillology over the mountains of Colorado.

**Note:** David Martucci, the president during the annual meeting, states that Annin & Co. manufactured this flag.

FLAG SPECIFICATIONS		
NAVA 36		
Year designed: 2002	Designers: Secundino Fernandez and David B. Martucci	
Mfg dimensions (inches): Hoist: 34.5		Fly: 62
Mfg ratio: 4:7	Fringe color: gold	Mfg type: appliqué
Manufacturer: Annin & Co. (Roseland, New Jersey)		Year mfg: 2002
Citations: NN 35:2 (#174), <a href="#">p. 1</a> ; NN 35:3 (#175), <a href="#">p. 4</a> ; 2002 AM minutes; NN 44:3 (#211) <a href="#">cover</a>		

# NAVA 37 ■ 2003



Montréal, Québec ■ Canada ■ Holiday Inn Midtown ■ October 10–12, 2003

## Historical References

Morgan Milner, Associate member of Arlington Virginia, has won the contest to design the flag for NAVA-37, Montréal, which will be held October 10-12, 2003. The white cross on a blue background symbolizes Quebec. The NAVA flag is placed in the canton with a fleur-de-lis added. The colours are Canada red and Quebec blue. The proportions: 2:3 (as in the Quebec flag).

[from the designer] The proportions are indeed 1:2. While the flag of Québec is 2:3, I wanted my design to take on the proportions of the national flag (as well as many other provinces) to symbolize Montréal as part of Canada (not just Québec).

The white cross on (Québec) blue background symbolizes the province of Québec.

The NAVA flag is placed in the canton to symbolize the purpose of the conference (the study of flags in the U.S. and Canada) Like the Montréal civic flag, a fleur-de-lis is in the canton. This is to symbolize the strong French influence on Montréal.

FLAG SPECIFICATIONS		
NAVA 37		
Year designed: 2003		Designer: Morgan Milner
Mfg dimensions (inches): Hoist: 35		Fly: 72
Mfg ratio: 1:2	Fringe color: old gold	Mfg type: appliqué
Manufacturer: The Flag Shop (Montréal, Québec)		Year mfg: 2003
Citations: NN 36:1 (#177), <a href="#">pp. 1, 14</a> ; NN 36:2 (#178), <a href="#">p. 14</a> ; NN 36:4 (#180), <a href="#">p. 2</a> ; 2003 AM minutes; NN 44:3 (#211) <a href="#">cover</a>		



# NAVA 38 ■ 2004



Indianapolis, Indiana ■ U.S.A. ■ Radisson  
Hotel City Centre ■ October 8–10, 2004

### Historical References

The NAVA 38 Organizing Committee has announced the winner of the Annual Meeting Flag Design Contest.

They chose a design by Jim Croft of Northampton MA. Based on the black and white checkered racing flag made famous by the annual Indianapolis 500 Race, this flag is frequently associated with that city.

Superimposed over the checkered flag design, also in black and white, is the basic Indianapolis City Flag design fit into an inverted triangle. That, in turn is outlined at the bottom by a black on white “V”, for “Vexillology”, of course.

**Note:** Peter Kinderman, an owner of Flaggs U.S.A. (Cincinnati, Ohio) and a host of the annual meeting, states that Flaggs U.S.A. manufactured both the original and replacement flag from the same design specifications.

FLAG SPECIFICATIONS		
NAVA 38		
Year designed: 2004	Designer: James A. Croft	
Mfg dimensions (inches): Hoist: 35		Fly: 59
Mfg ratio: 3:5	Fringe color: white	Mfg type: appliqué
Original manufacturer: Flaggs U.S.A. (Cincinnati, Ohio)		Year originally mfg: 2004
Manufacturer: Flaggs U.S.A. (Cincinnati, Ohio)		Year mfg: 2016
Citations: NN 37:2 (#182), <a href="#">pp. 1, 11</a> ; NN 37:4 (#184), <a href="#">p. 2</a> ; 2004 AM minutes; NN 43:2 (#206) <a href="#">cover</a> ; NN 44:3 (#211) <a href="#">cover</a>		

# NAVA 39 ■ 2005



Nashville, Tennessee ■ U.S.A. ■ Sheraton  
Nashville Downtown ■ October 7–9, 2005

## Historical References

The flag for NAVA's 39th Annual Meeting was designed by NAVA member James W. Ritchie of Elizabethton, Tennessee.

The inspiration for it is the flag of the State of Tennessee. NAVA 39 is being held in Nashville, Tennessee, in the centennial year of the adoption of the Tennessee flag. The fimbriated blue stripe on the fly of the Tennessee flag was moved and reshaped to form the "V" of vexillology, and the Tennessee tri-star badge shifted up to be centered above the "V".

**Notes:** Randy Smith, an owner of Advertising Flag Co. (Chicago, Illinois), states that his company manufactured this flag.

At this annual meeting the practice began of Advertising Flag Co. (Chicago, Illinois) providing the indoor and outdoor meeting flags, with Annin Flagmakers providing the small hand-waver meeting flags. Advertising Flag Co. continued to make flags for the remaining annual meetings covered in this article with the exception of NAVA 47 (Salt Lake City 2013).

## FLAG SPECIFICATIONS

NAVA 39

Year designed: 2005 Designer: James W. Ritchie

Mfg dimensions (inches): Hoist: 35 Fly: 61

Mfg ratio: 4:7 Fringe color: Spanish gold Mfg type: appliqué

Manufacturer: Advertising Flag Co. (Chicago, Illinois) Year mfg: 2005

Citations: NN 38:3 (#187), p. 11; NN 39:1 (#189), pp. 12–13; 2005 AM minutes; NN 43:2 (#206) [cover](#)

# NAVA 40 ■ 2006



Reno, Nevada ■ U.S.A. ■ Siena Reno Hotel  
October 13–15, 2006

Historical References

The proportions of the NAVA 40 flag are 5:8; it is swallow-tailed to denote a decennial NAVA meeting. The blue field, the silver star in the canton, and the gold-on-yellow stripe recall the Nevada State Flag. The three blue-white-red stripes represent NAVA. The four stripes celebrate 40 years of NAVA. The stripes are V-shaped for Vexillology. The flag was designed by NAVA Member Sophie Rault of Rostrenen, France (Brittany).

Jim Ferrigan, one-time NAVA VP and organizer of NAVA 30 (Sacramento) and NAVA 40 (Reno), supported the tradition of the swallow-tail flag for NAVA meetings in years ending in “0”—the first such flag was NAVA 20 (Trenton), which Jim designed. NAVA 10 (Toronto) had no flag.

**Note:** James Ferrigan, a host of the annual meeting, and Randy Smith, an owner of Advertising Flag Co. (Chicago, Illinois), state that Advertising Flag Co. (Chicago, Illinois) manufactured this flag.

FLAG SPECIFICATIONS		
NAVA 40		
Year designed: 2006	Designer: Sophie Rault	Flag type: guidon
Mfg dimensions (inches): Hoist: 35		Fly: 56
		Midpoint of guidon: 44.5
Mfg ratio: 5:8	Fringe color: Spanish gold	Mfg type: appliqué
Manufacturer: Advertising Flag Co. (Chicago, Illinois)		Year mfg: 2006
Citations: NN 39:3 (#191), <a href="#">p. 14</a> ; NN 39:4 (#192), <a href="#">p. 2</a> ; 2006 AM minutes, <a href="#">p. 1</a> ; NN 44:3 (#211) <a href="#">cover</a>		

# NAVA 41 ■ 2007



Glastonbury (Hartford), Connecticut ■ U.S.A.  
Hilton Garden Inn ■ October 12–14, 2007

## Historical References

The flag for NAVA 41 was designed by Dean Thomas of Downey, California. The three grape vines are from the state arms of Connecticut, and the blue and white colors recall the Connecticut state flag. The “V” motif symbolizes vexillology.

**Note:** Randy Smith, an owner of Advertising Flag Co. (Chicago, Illinois), states that his company manufactured this flag.

## FLAG SPECIFICATIONS

NAVA 41

Year designed: 2007 Designer: Dean C. Thomas

Mfg dimensions (inches): Hoist: 35.5 Fly: 62

Mfg ratio: 4:7

Fringe color: Spanish gold

Mfg type: printed

Manufacturer: Advertising Flag Co. (Chicago, Illinois)

Year mfg: 2007

Citations: NN 40:3 (#195), [p. 3](#); NN 40:4 (#196), [pp. 4–5](#), 8; NN 43:2 (#206) [cover](#)

# NAVA 42 ■ 2008



Austin, Texas ■ U.S.A. ■ Texas State Capitol ■ October 10–12, 2008

Historical References

The organizing committee has selected for the NAVA 42 flag a historical design originally drawn in 1839 by Peter Krag. The NAVA 42 flag is a rectangular variant of the Texas revenue service flag, a square naval auxiliary flag authorized by the 1839 act that established the Lone Star Flag as the national flag of the Republic of Texas. Krag drew the official art for both the Lone Star Flag and the auxiliary naval flags. The NAVA 42 flag is especially appropriate as NAVA 42 celebrates the 75th anniversary of the Lone Star Flag's readoption in 1933. The Committee thanks everyone who submitted designs for the NAVA 42 flag.

**Note:** At this annual meeting the practice began of acknowledging in the annual meeting program the flag manufacturers and the specific types of annual meeting flags they manufactured.

FLAG SPECIFICATIONS		
NAVA 42		
Year designed: 2008		
Designers: Peter Krag, Hugh L. Brady, and Charles A. Spain, Jr.		
Mfg dimensions (inches): Hoist: 39      Fly: 57.5		
Mfg ratio: 2:3	Fringe color: Spanish gold	Mfg type: appliqué
Manufacturer: Advertising Flag Co. (Chicago, Illinois)		Year mfg: 2008
Citations: <i>Flag Research Quarterly</i> 3:3–4 (#10), p. 10; NN 41:3 (#199), p. 14; NN 41:4 (#200), pp. 2–5; 2008 AM program, p. 6; 2008 AM minutes; NN 44:3 (#211) cover		

# NAVA 43 ■ 2009



Charleston, South Carolina ■ U.S.A. ■  
Embassy Suites by Hilton Charleston  
Historic District ■ October 9–11, 2009

## Historical References

The design of NAVA 43's flag reflects the rich history of Charleston and South Carolina. When Carolina was a Royal Colony governed by the Lords Proprietors, local gentry were authorized to wear a purple ribbon and have their coats of arms displayed on a sun in splendor. The "valleys" formed by the rays of the sun in splendor evoke the letter "v" for vexillology. Finally, the decrescent resembles a "C" for both Charleston and Charles II, the town's namesake. The colors are PMS 254 U and 143 U. The proportions are 2:3 or 3:5. The designers were John Purcell, Kin Spain, Ron Strachan, and Hugh Brady.

FLAG SPECIFICATIONS		
NAVA 43		
Year designed: 2009		
Designers: Hugh L. Brady, John M. Purcell, Charles A. Spain, Jr., and Ronald C. Strachan		
Mfg dimensions (inches): Hoist: 34.5      Fly: 58		
Mfg ratio: 3:5	Fringe color: Spanish gold	Mfg type: printed
Manufacturer: Advertising Flag Co. (Chicago, Illinois)		Year mfg: 2009
Citations: NN 42:4 (#204), <a href="#">pp. 2, 4, 14</a> ; 2009 AM program, <a href="#">p. 2</a>		

# NAVA 44 ■ 2010



Arcadia (Los Angeles), California ■ U.S.A. ■  
Hilton Garden Inn Arcadia/Pasadena Area  
■ October 8–10, 2010

Historical References

William M. Belanich, Jr., of Hamilton, Ohio, designed the flag for NAVA 44, inspired by the flag of Los Angeles, the host city. The fly is red and the hoist green, separated by a serrated gold stripe recalling the “V” for vexillology. (The colors on the Los Angeles city flag are red for vineyards, golden-yellow for orange groves, and green for olive trees; they come from the flags of Spain and Mexico.) The stylized gold design in the hoist, two stylized and mirrored “4”s (in AR Destine font), denotes the 44th annual meeting of NAVA and suggests angels’ wings, recalling the city’s name. The committee adapted the concept of the angels from a design submitted by John C. Karp, Jr. of Minden, Nevada.

The NAVA 44 Flag Design Committee: Peter Ansoff, Will Levin, Marlene Little, and John Purcell.

FLAG SPECIFICATIONS		
NAVA 44		
Year designed: 2010	Designers: William M. Belanich, Jr. and John C. Karp, Jr.	
Mfg dimensions (inches): Hoist: 34	Fly: 59.5	
Mfg ratio: 4:7	Fringe color: Spanish gold	Mfg type: printed
Manufacturer: Advertising Flag Co. (Chicago, Illinois)		Year mfg: 2010
Citations: NN 43:2 (#206), <a href="#">pp. 1, 14</a> ; NN 43:4 (#208), <a href="#">pp. 2, 5</a> ; 2010 AM program, pp. 4, 6		

# NAVA 45 ■ ICV 24 ■ 2011



Alexandria (Washington, District of Columbia), Virginia ■ U.S.A. ■ George Washington Masonic Memorial ■ August 1–5, 2011

Historical References

The Flag Selection Committee of the Washington Flag Congress has chosen a flag for the 24th International Congress of Vexillology (also NAVA 45), which will be sponsored by NAVA with the Chesapeake Bay Flag Association in Washington, D.C. 1-5 August 2011.

The design of the Congress flag was selected from among 27 [this is a mistake, it was 37] proposals submitted by interested vexillographers, and modified slightly by the selection committee. The white stars on blue and the red stars on white echo the flags of the host nation and city—the United States and Washington, D.C., while the 24 stars signify the twenty-fourth ICV. The blue-and-white and the quartered design also recall the state flags of Virginia and Maryland, the two states bordering the District of Columbia.

The design was created by Tony Burton, of New South Wales, Australia, a member of the Flag Society of Australia and the editor of its journal, *Crux Australis*. Mr. Burton's original design showed gold stars in the blue quarters.


FLAG SPECIFICATIONS		
NAVA 45 • ICV 24		
Year designed: 2010	Designer: Anthony C. Burton	
Mfg dimensions (inches): Hoist: 34		Fly: 60
Mfg ratio: 4:7	Fringe color: Spanish gold	Mfg type: printed
Manufacturer: Advertising Flag Co. (Chicago, Illinois)		Year mfg: 2011
Citations: <i>Info-FlAV</i> 29, p. 1; NN 43:3 (#207), p. 14; NN 43:4 (#208), p. 1; NN 44:3 (#211), pp. 1, 2, 7, 9; 2011 AM program, p. 3		

While the original blue-and-gold motif suggested the colors of the FIAV flag, the committee felt that there should be a stronger reference to the host nation.

Coincidentally, the concept of the 24 ICV flag is similar to the one used for 14 ICV in Barcelona in 1991, exactly 20 years earlier. However, the use of the stars instead of numerals to represent the number of the ICV creates an additional symbolic link between the ICV and the host nation and city.

The Flag Selection Committee comprised former NAVA president Peter Ansoff (chair) and Baron Fain, John Purcell, and Cindy Williams, who thank Peggy Rose for rendering the design in vector format, and all the vexillographers who submitted outstanding designs.

# NAVA 46 ■ 2012



Columbus, Ohio ■ U.S.A. ■ Renaissance  
Columbus Downtown Hotel ■  
October 5–7, 2012

## Historical References

The designer of the NAVA 46 flag, Bill Belanich, describes it: The NAVA 46 flag reflects the location of the 2012 annual meeting which will take place in Columbus, Ohio. The white arc which separates blue from red is taken from the state flag of Ohio on which a red disc is surrounded by a white letter “O”, all resting on a triangular blue field. The arc forms the letter “C” representing the host city of Columbus. The colors of the flag are those of the flags of NAVA, Ohio, and the United States of America.

## FLAG SPECIFICATIONS

NAVA 46

Year designed: 2012 Designer: William M. Belanich, Jr.

Mfg dimensions (inches): Hoist: 34 Fly: 58.5

Mfg ratio: 4:7 Fringe color: Spanish gold Mfg type: printed

Manufacturer: Advertising Flag Co. (Chicago, Illinois) Year mfg: 2012

Citations: NN 45:1 (#213), pp. 12, 14; NN 45:4 (#216), pp. 2, 5; 2012 AM program, p. 7

# NAVA 47 ■ 2013



Salt Lake City, Utah ■ U.S.A. ■ Plaza Hotel at Temple Square ■ October 11–13, 2013

### Historical References

Reminiscent of the Association's flag, the NAVA 47 flag uses a blue and white design highlighting a golden beehive for Utah, the Beehive State. Many early Utah flags used blue and white in their color scheme; these colors visually describe the host city: white for salt and blue for the Great Salt Lake. The white cut "V" symbolizes the valley between the Wasatch and Oquirrh mountain ranges. The beehive is the single most important and recognizable symbol of the state from pioneer days. Like beehives, Utah's early settlements were founded as self-reliant communities sustained by the united work of their inhabitants. The two arcs of stars with four stars in the top arc and seven stars below symbolize that the gathering is the Association's 47th annual meeting. By coincidence, 47 is a significant and recognizable number in Utah commemorating the year 1847 when Utah's pioneers arrived in the Great Basin. The large star below the beehive signifies the "Rising Star of Deseret" shown on many early flags of Utah history. It is rotated with a point down placing it in a rising attitude.

FLAG SPECIFICATIONS		
NAVA 47		
Year designed: 2013	Designer: John M. Hartvigsen	
Mfg dimensions (inches): Hoist: 34		Fly: 57
Mfg ratio: 3:5	Fringe color: Spanish gold	Mfg type: printed
Manufacturer: Colonial Flag (Sandy, Utah)		Year mfg: 2013
Citations: NN 45:4 (#216), <a href="#">p. 14</a> ; NN 46:1 (#217), <a href="#">p. 3</a> ; NN 46:4 (#220), <a href="#">p. 1</a> ; 2013 AM program, pp. 2, 8		

As Utah's star rose to join the other stars in the blue union of the Stars and Stripes, NAVA 47 represents the Association's growing membership in Utah as the state rises to take its place among the other states and provinces from which the Association draws its membership. This rising star thus points to growing participation of Utah's NAVA members. The flag was designed by John M. Hartvigsen.

# NAVA 48 ■ 2014



New Orleans, Louisiana ■ U.S.A. ■ Sheraton New Orleans Hotel ■ October 3–5, 2014

Historical References

The NAVA 48 flag was designed by Hugh Brady, based on designs submitted by Tony Burton and Zachary Harden. The flag was drawn by Jeremy Keith Hammond, of Bath, Maine. It is a heraldic flag, described as follows: Per fess dancetty Or and Purpure, each point ending in a fleur-de-lis, a crescent overall counter-changed.

As is well known, the nickname for New Orleans is the Crescent City, owing to the way the Mississippi River bends its way through the city. The crescent design appears in many places, including the manhole covers used by the city. An early Allen & Ginter tobacco card shows a gold crescent on the city flag. It echoes the “o” used by Tony. The fess dancetty floretty uses the fleur-de-lis from the current city flag, and the fess is basically a “v” line evoking a “v” for vexillology, borrowing from Zach’s use of both the fleur-de-lis and the inverted chevron. The gold comes from the gold fleur-de-lis in the current city flag, used by both Tony and Zach, while the purple comes from the Mardi Gras colors as noted by Tony. The Pantone colors for the flag are purple 216C and gold 107C.

FLAG SPECIFICATIONS		
NAVA 48		
Year designed: 2014		
Designers: Hugh L. Brady, Anthony C. Burton, and Zachary K. Harden		
Mfg dimensions (inches): Hoist: 34      Fly: 54		
Mfg ratio: 5:8	Fringe color: Spanish gold	Mfg type: printed
Manufacturer: Advertising Flag Co. (Chicago, Illinois)		Year mfg: 2014
Citations: NN 47:2 (#222), p. 9; NN 47:3–4 (#223), pp. 1, 10, 11; 2014 AM program, pp. 2, 8; 2014 AM <a href="#">minutes</a>		

The Sheraton New Orleans has graciously agreed to fly the NAVA 48 flag on its Canal Street balcony in place of the Sheraton house flag during the annual meeting. The hotel’s meetings and events manager commented, “I cannot tell you how many comments I already got about the flag. They love it!”

# NAVA 49 ■ 2015



Ottawa, Ontario ■ Canada ■ Ottawa  
Marriott Hotel ■ October 16–18, 2015

## Historical References

The NAVA 49 flag was designed by Reid Reynolds and her father, Ken Reynolds Ph.D., with input from John Hartvigsen, Pete Loeser, and Jeremy Hammond. Although a simple and minimal design, the flag covers a lot of contextual ground. First, the flag is restricted to red and white—the national colours of Canada. In this instance, the white field also signifies snow and winter, the latter being the predominant season for most of the country (and the reason why NAVA 49 could not be held in Ottawa in February 2015 for fear of freezing most of the attendees—it was -32 degrees Fahrenheit on February 15, the fiftieth anniversary of the Canadian flag). The silhouette next to the hoist depicts the Peace Tower on Parliament Hill, the well-known building that most represents Ottawa to the country and the world. The maple leaf in the upper fly represents the nation as a whole and Canada's most well-known symbol. The flag's proportions are 1:2.

## FLAG SPECIFICATIONS

NAVA 49

Year designed: 2015

Designers: Reid Reynolds, Kenneth W. Reynolds, John M. Hartvigsen, and Peter A. Loeser

Mfg dimensions (inches): Hoist: 34 Fly: 70

Mfg ratio: 1:2 Fringe color: Spanish gold Mfg type: printed

Manufacturer: Advertising Flag Co. (Chicago, Illinois) Year mfg: 2015

Citations: NN 48:1 (#224), [p. 6](#); NN 48:3 (#226), [pp. 1, 24](#); 2015 AM program, pp. 2, 8; 2015 AM [minutes](#)

# NAVA 50 ■ 2016



Campbell (San José), California ■ U.S.A. ■  
DoubleTree by Hilton Hotel Campbell—  
Pruneyard Plaza ■ October 14–16, 2016

**Historical References**

The white portion with the red star and red chevron symbolize the state of California using elements of the state flag. The red and gold chevrons at the fly represent the Spanish heritage of San Jose. The blue/white/red combinations at the top and bottom recall the NAVA flag, and symbolize NAVA’s role in documenting the continuity between past and present as part of its vexillological mission.

FLAG SPECIFICATIONS		
NAVA 50		
Year designed: 2015	Designer: Anthony C. Burton	Flag type: guidon
Mfg dimensions (inches): Hoist: 35.5	Fly: 63.5	Midpoint of guidon: 46
Mfg ratio: 4:7	Fringe color: Spanish gold	Mfg type: printed
Manufacturer: Advertising Flag Co. (Chicago, Illinois)		Year mfg: 2016
Citations: NN 48:3 (#226), <a href="#">p. 7</a> ; 2016 AM program, pp. 2, 8		

## Contributors to This Issue

**Scot M. Guenter**, Ph.D. is a professor of American Studies at San José State University. He is a Laureate and Fellow of FIAV, a Whitney Smith Fellow, life member and past president of the Association, the founder of the journal *Raven: A Journal of Vexillology*, a director and senior fellow of The Flag Research Center, and a Fellow of VAST. His motto is, "Keep studying those flags!"

**Whitney Smith**<sup>+</sup>, Ph.D. was the founder and executive director emeritus of The Flag Research Center, the founder and president emeritus of the Association, and a co-founder and Secretary-General Emeritus of FIAV. He was a Laureate and Fellow of FIAV, a Fellow, life member and past president of the Association, a Fellow of The Flag Institute, a Fellow of VAST, and an Honorary Texan.

**Charles A. Spain**, J.D. serves as a judge for the City of Houston Municipal Courts. He is a past president and Whitney Smith Fellow of the Association, a director and senior fellow of The Flag Research Center, the Secretary-General of FIAV, and the secretary-treasurer of VAST. He would be woefully remiss if he did not thank John Adcock for his editorial and proofreading efforts, and for general moral support on this project. And he dedicates his work on this issue to his dear friend and mentor, Dr. Smith, whom he misses.

**H. P. (Pete) Van de Putte** is the owner of Dixie Flag and Banner Co. Along with Dixie, he is a recipient of the Association's Doreen Braverman Award. He is a Fellow of VAST and past chair and member of the Association's nominating committee. Since 2013, Dixie has stored and maintained the NAVA Flag Collection.



3 June 1967 - NAVA  
organizing conference

Names in red = at NAVA-17

Not shown = Ann Smith  
John J. Murphy

NAVA O  
Organizational Meeting  
June 3-4, 1967

William C. Dwiggins, Robert S. Gauron, Claire W. Spangler,  
William C. Spangler, Gerhard P. Grahl, Pierre C. Lux-Wurm, Kenneth R. Huff,  
Ashley F. Talbot, Linda Stock, Whitney Smith, Susana Lannik, Newton V.  
Blakeslee, Lawrence Phelps Tower, Harry F. Manogg, and Creighton S. Kern

Not shown: Ann M. Smith and John J. Murphy

Handwritten notes by Whitney Smith



North America Vexillological Association-  
Association nord-américaine de vexillologie  
P.O. Box 55071 #58049  
Boston, MA 02205-5071 USA